



**UPES** Centre for  
Continuing Education

**STUDY ON ANALYZING THE INTERACTION BETWEEN MARKET  
TRANSACTIONS AND POWER SUPPLY CAPACITY OF  
DISTRIBUTION NETWORK**

**By**

**YELURI BUCHI VENKATAPATHI RAJU**

**SAP ID: 500064751**

**BATCH YEAR: 2017-19**

**Guided By**

**MANISH DEO PANDEY**

**ASSOCIATE MANAGER**

**GMR ENERGY TRADING LIMITED**

**A DISSERTATION REPORT SUBMITTED IN PARTIAL FULFILMENT OF THE  
REQUIREMENT FOR**

**MBA – POWER MANAGEMENT**

**CENTRE FOR CONTINUING EDUCATION**

**UNIVERSITY OF PETROLEUM & ENERGY STUDIES,**

**DEHRADUN, INDIA.**

**October 2019**

## Acknowledgement

This is to acknowledge with thanks the help, guidance and support that I have received during the Dissertation.

I have no words to express a deep sense of gratitude to the management of M/s GMR Energy Trading Ltd for giving me an opportunity to pursue my Dissertation, and in particular Mr. Manish Deo Pandey, for his able guidance and support.

I must also thank Mr. Ambrish Kumar Khare for his valuable support.

I also place on record my appreciation of the support provided by Librarian and library staff of M/s GMR Energy Trading Ltd.

*Y. B. V. Raju*

Yeluri Buchi Venkatapathi Raju


D. No: 12-336, Sai Priyanka Avenues,  
Cotton Peta, Dowlaiswaram, Rajahmundry  
East Godavari District Andhra Pradesh-533125  
Mobile: +919777580314  
e-mail: [ybvraju@gmail.com](mailto:ybvraju@gmail.com)

Date: 24.10.2019  
Place: New Delhi

### Declaration by the Guide

This is to certify that the Mr. YELURI BUCHI VENKATAPATHI RAJU, a student of MBA Power Management, SAP ID: 500064751 of UPES has successfully completed this dissertation report on "Study On Analyzing The Interaction Between Market Transactions And Power Supply Capacity Of Distribution Network" under my supervision.

Further, I certify that the work is based on the investigation made, data collected and analyzed by him and it has not been submitted in any other University or Institution for award of any degree. In my opinion it is fully adequate, in scope and utility, as a dissertation towards partial fulfillment for the award of degree of MBA.



24/10/2019

Manish Deo Pandey  
Associate Manager- GMR Energy Trading Ltd  
Telephone: 011 49882233 (D) & +91 9821020812 (M)  
E-mail: [ManishDeo.Pandey@gmrgroup.in](mailto:ManishDeo.Pandey@gmrgroup.in)  
GMR Energy Trading Ltd  
New Shakti Bhawan, First Floor,  
Airport Building 302, New Udaan Bhawan Complex,  
Opp- Terminal-3, IGI Airport, New Delhi. 110037 India

## ABSTRACT

As a significant piece of the electricity exchanging market, the power sales company is a significant piece of the electricity exchanging market. It cannot exclusively be utilized as the primary body to purchase electricity from the market exchange yet in addition as the fundamental body to transmit electricity to the market and clients, which changes the power stream distribution of the distribution network and certainly affects the power supply limit of the distribution network.

In view of the double jobs of power sales companies, this research, first, investigates the collaboration between market exchanges and power supply limit of distribution networks. Second, considering the interior controllable disseminated generation and controllable burden taking an interest request side reaction, a twofold layer model of distribution network power supply limit considering the investment of power sales companies in spot exchanging is built up. As indicated by the attributes this research utilizes the improved redundant power stream calculation and the first double inside direct strategy toward unravel the model.

Numerous electricity systems worldwide are seeing development in critical limits of conveyed sustainable generation. The research begins from the reason that ideal distribution networks are those that fulfill the target of a least cost power system while living up to clients' desires of dependability and cultural want for manageability. It features significant difficulties that approach producers face in regard of market and administrative game plans that help energy and adaptability arrangement from countless little, factor and frequently questionable assets.

These difficulties incorporate the need to regard the specialized furthest reaches of the system and guarantee its operability, advancement of well-structured instruments to help development, and a proper portion of hazard between market on-screen characters. A key commitment of the research is to talk about the open doors offered by increasingly dynamic distribution system activity as a substitute for capital investment and its administrative and approach suggestions. At long last, the research presents needs for approach to encourage a profoundly appropriated electricity system.

# TABLE OF CONTENTS

<b>CHAPTER 1 INTRODUCTION .....</b>	
1.1 Background of the study .....	
1.2 Problem Statement .....	
1.3 Need for the research .....	
1.4 Objectives of the study .....	
1.5 Interaction .....	
1.6 Analyzing Interactions .....	
1.7 Market Transactions .....	
1.8 Types of Market Transactions .....	
1.9 Market Trading .....	
<b>CHAPTER 2 POWER SUPPLY AND DISTRIBUTION NETWORKS .....</b>	
2.1 Power Supply Capacity of Distribution Network .....	
2.2 Relationship between Power Sales Company and Distribution Network PSC ..	
2.3 Sales by the Power Sales Companies .....	
2.4 Design and Analysis of Electrical Distribution .....	
2.5 Distribution System Module .....	
2.6 Short-Term Electricity Market Module .....	
2.7 Electricity Sales Model of Power Sales Company .....	
<b>CHAPTER 3 LITERATURE REVIEW .....</b>	
3.1 Barriers to Interaction .....	
3.2 Barriers to Regional Interaction .....	
3.3 Energy Market Undergoing Changes .....	
3.4 Preconditions Wholesale Power Markets .....	
3.5 Role of Regional Power Markets .....	
3.6 Stages on the Path to Wholesale Power Markets .....	

**CHAPTER 4 RESEARCH METHODOLOGY .....**

4.1 Research methodology.....

4.2 Sources of data.....

4.3 Sampling.....

**CHAPTER 5 DATA ANALYSIS AND INTERPRETATION .....**

**CHAPTER 6 FINDINGS AND CONCLUSION .....**

**BIBLIOGRPAHY .....**

## LIST OF FIGURES

- 2.4.1 Agent based modeling framework.....
- 2.6.1 Sequencing chart depicting the scheduled message passing between agents.....

## LIST OF TABLES

- 2.5.1 Sample data structure relating to distribution lines .....
- 5.1 Load parameters of the power sales company .....
- 5.2 Electrical price in market by the power sector companies .....
- 5.3 Controllable output load reduction .....
- 5.4 Line load rate before and after transaction .....
- 5.5 Short term electricity market interacting agents.....
- 5.6 Intelligent control systems used by the distribution networks.....
- 5.7 Distribution network of energy trading .....
- 5.8 Demand of market transaction in power supply capacity.....
- 5.9 Analyzing the market transaction and distribution of power supply .....
- 5.10 Behaviour of the power supply capacity in distribution network.....
- 5.11 Potential growth in power supply and distribution network.....

## LIST OF CHARTS

- 5.1 Load parameters of the power sales company .....
- 5.2 Electrical price in market by the power sector companies .....
- 5.3 Controllable output load reduction .....
- 5.4 Line load rate before and after transaction .....
- 5.5 Short term electricity market interacting agents .....
- 5.6 Intelligent control systems used by the distribution networks.....
- 5.7 Distribution network of energy trading .....
- 5.8 Demand of market transaction in power supply capacity.....
- 5.10 Behaviour of the power supply capacity in distribution network.....



# CHAPTER 1

## INTRODUCTION

### 1.1 BACKGROUND OF THE STUDY

The third mechanical unrest, which is spoken to by new energy and Internet technology, advances the development of power systems from the Smart Grid to the Energy Internet. The future energy will draw on distributed network energy assets as the fundamental essential energy, including distributed age, distributed energy stockpiling, dispatchable burden, and electric vehicle, and so on. Regardless of advantages, for example, less contamination, adaptable task, high energy, and monetary productivity, cause gigantic difficulties to the dependability and operational wellbeing of a bigger power system, as they are generally undetectable to and wild by the power system. Particularly when the limit of is a high extent of the distribution network, ensuring power parity and power quality is very hard for power system administrators.

As a promising answer for planning the control inside specific areas, the microgrid has turned into a hot research theme in both the energy and scholastic fields. A microgrid can work in either framework tied or island mode and it successfully ensures a continuous power supply to significant clients and lessens line loss. Distributed sustainable power sources, for example, wind power and sunlight based energy, is introduced in microgrids and in this manner switches customary energy shoppers into prosumers. An enormous number of studies have concentrated on planning, power balance, working economy, and ideal dispatch.

For example an improvement calculation to straighten the energy top and diminish private installments structured a current-sharing controller for island mode low-voltage microgrids. Be that as it may, inferable from the Energies and lacking dispatch capacity; inexhaustible age is oftentimes reduced to keep up system security, prompting a tremendous loss of energy. Microgrids that are geologically situated in a bigger zone can be networked to further improve the proficiency, supportability, security, dependability, and strength of energy benefits in the distribution network.

Agreeable dispatch methodologies have been proposed to accomplish better financial exhibitions from networked microgrids. Calculations and strategies have been researched to take care of the enhancement problems.

## **1.2 PROBLEM STATEMENT**

The development of power supply that is as of now in progress, and the more extensive improvement of expected over the coming years encouraged by shrewd meters, continuous monitoring, correspondences and control opens up the likelihood of a lot more noteworthy dynamic system activity potential at distribution level are the issue problem about.

As at transmission, it additionally opens up altogether more opportunities open doors for substituting operational activities for capital investment in power supply. In any case, the power supply distribution system task and arranging is altogether not the same as the identical capacities at transmission. The key contrasts originate from the relative size and number of contrasted with the comparable number of run of the mill transmission associated assets to give a comparative capacity.

## **1.3 NEED FOR THE RESEARCH**

Physical assaults on the power system and on basic segments of the distribution system can cause broad, possibly long haul blackouts such assaults includes creating physical security and detecting technology that upgrades the heartiness of the system to physical assaults on different segments of the power system in distribution and gives satisfactory early cautioning.

Improved methods for countering digital assaults additionally are required and can be advanced by research to guarantee secure communications, ensure the energy the executives systems that control the mass power network, and upgrade the improvement of distribution the executives systems for controlling the distribution system. A wide scope of electronic gadgets, transfers, and controls at substations fundamentally at the distribution system levels are possibly powerless in light of the fact that they can be gotten to remotely by means of a few unique kinds of correspondence networks.

## **1.4 OBJECTIVES OF THE STUDY**

- To estimate the demand of market transaction in power supply capacity
- To evaluate the current patterns by analysing the market transaction and distribution of power supply
- To understand the behaviour of the power supply capacity in distribution network
- To analyze the potential growth in power supply and distribution network

## **1.5 INTERACTION**

Interaction is a sort of activity that happens as at least two items have an impact upon each other. The possibility of a two-way impact is basic in the idea of interaction, instead of a single direction causal impact. A firmly related term is interconnectivity, which manages the interactions of interactions inside systems: mixes of numerous basic interactions can prompt astounding developing wonders. Interaction has distinctive customized implications in different sciences. Changes can likewise include interaction.

Easygoing instances of interaction outside science include:

Communication of any kind, for instance at least two individuals conversing with one another, or communication among gatherings, associations, countries or states: exchange, relocation, outside relations, transportation.

The criticism during the activity of a machine, for example, a PC or apparatus, for instance the interaction between a driver and the situation of their vehicle out and about: by guiding the driver impacts this situation, by perception this data comes back to the driver.

## **1.6 ANALYZING INTERACTIONS**

Recognizing the main thought of a book can be a test. It is now and then hard to blend data and land at the main thought in the event that it isn't unequivocally expressed, particularly as content develops in unpredictability and length. Notwithstanding, there is a procedure that will enable you to decide the main thought and even various main ideas inside the content. The initial step is to decide the theme of the content. To do as such, you need to invest energy examining the highlights of the content itself. Highlights that are valuable in deciding the point incorporate the title, subtitles on charts and pictures, and subtopics that may be assigned inside the content.

## Relationships That Exist Between Main Ideas

The excellence of examining interactions among main ideas is that there are numerous ways that main ideas can associate with each other. Since the sort of interactions as a rule falls inside a couple of basic relationships, it gives you a spot to begin in examining interactions among main ideas in a book. Normal relationships that exist among main ideas may include:

- cause/impact
- problem/arrangement
- contrasting
- supporting
- building

So when you're starting to break down interactions, have a go at contrasting diverse main ideas in an outline like the one beneath.

Main Idea #1	Relationship	Main Idea #2
<ul style="list-style-type: none"><li>• evidence from the text such as supporting details</li></ul>	<ul style="list-style-type: none"><li>• transitional phrases that indicate the relationship between main ideas</li></ul>	<ul style="list-style-type: none"><li>• evidence from the text such as supporting details</li></ul>

Report the connection between the main ideas, just as any proof that supports the relationship you have distinguished. Proof may incorporate explicit subtleties from the content and particularly words or transitional expressions used to indicate relationships, for example, when an essayist utilizes despite the fact that to demonstrate the difference in an entry. For example, if the essayist is attempting to demonstrate the differentiation between two main ideas they may utilize transitional expressions, for example, 'in any case or 'then again. At the point when creators are attempting to demonstrate that two main ideas are connected they may utilize expressions, for example, also or in like manner. Those transitional expressions additionally help fabricate the interactions among main ideas by demonstrating the peruse the connection between the supporting subtleties of the content.

## Mapping Textual Interactions

Another supportive method for breaking down the interactions among main ideas in a book is by idea mapping, or webbing. It is particularly compelling on the off chance that you are managing a more drawn out, complex content that has a few main ideas. It is a method for outwardly spreading out a nearby perusing as you work through content so you can more readily distinguish and break down the interactions among the main ideas.

As you read the content, recognize the main ideas in each passage or area (contingent upon the association of the composition) and keep in touch with them each in an air pocket on a bit of paper or a PC. Make certain to spread them out enough that you have space to include data in the middle. Each time you add a main plan to the web, take a couple of minutes and include lines between any interfacing ideas that you see. For example, on the off chance that one main thought is supporting another, draw a bolt from the main plan to the one it is supporting and mark it 'supporting' or 'repudiating'. On the off chance that you make your web on an advanced report, you can all the more effectively move main ideas around as you include lines and bolts. You can allude back to your transitional expressions in the event that you are attempting to decide the connection between main ideas.

Equality	Contrast	Sequenced
furthermore	however	subsequently
likewise	conversely	before
moreover	despite	after

## 1.7 MARKET TRANSACTIONS

### Transaction Costs and the Duration of Contracts

At the point when purchasers execute with dealers, they select whom to execute with as well as for to what extent. This paper builds up a model of ideal agreement length emerging from basic stock costs and exchange costs. The model takes into consideration the measurement of exchange costs, which are frequently surreptitiously, and the effect of these costs on welfare.

## The most effective method to Fix a Broken Marketplace

Alvin E. Roth was a co-champ of the Nobel Prize in Economic Science this week for his Harvard Business School research into market structure and coordinating hypothesis. This article investigates his research. Key ideas include: Successful marketplaces must be "thick, uncongested, and safe." Sufficient "thickness" signifies there are sufficient members in the market to cause it to flourish. "Clog" is the thing that can happen when markets get excessively thick excessively quick: there are piles of potential players, however insufficient time for exchanges to be made, acknowledged, or dismissed viably. "Wellbeing" alludes to a situation wherein all gatherings have a sense of safety enough to settle on choices dependent on their eventual benefits, as opposed to endeavors to game an imperfect system.

## The New Deal: Negotiations

In the case of consulting to buy a company or a house, bargain making is ending up progressively mind boggling. Harvard Business School educator Guhan Subramanian sees another structure emerging, part arrangement, part closeout. Consider it the negotiation. Here's the means by which to play the game. Key ideas include: In a negotiation, the guidelines are never consummately bound, which makes the two chances and difficulties. The three basic negotiation moves are set-up, adjusting, and shut-down. Negotiations help in the current monetary downturn by giving a more nuanced instrument and better result for the two gatherings.

## **1.8 TYPES OF MARKET TRANSACTIONS**

The financial markets are where innumerable quantities of protections are exchanged as well as where various sorts of market exchanges unfurl, some more open than others. An open market exchange, for example, is one where a company insider, which means somebody near the activities of that element, purchases or sells portions of stock in the company. Other market exchanges may apply to selling value or obligation in the capital markets or finishing a merger or securing. Additionally, the overseeing body that sets money related arrangement in a nation, for example, the Federal Reserve (Fed) in the U.S., takes an interest in open market tasks.

Company administrators who are near the basic leadership process at a traded on an open market company, where portions of stock and perhaps obligation or securities exchange among financial specialists, have duties to investors and general society Boss among those

obligations is to evade insider exchanging, an illicit routine with regards to exchanging a stock and benefitting dependent on data that isn't yet accessible to people in general. In created nations like the U.S., corporate experts must record a report with the administrative body like the Securities and Exchange Commission before purchasing or selling portions of company stock. The official would then be able to exchange the stock at a value that is the equivalent or like where the security is exchanging the open markets, and such arrangements are open market exchanges.

Fiscal arrangement market exchanges happen when an association like the Fed makes changes to loan fees; mainly the rate financial foundations charge each other to obtain cash, known as the objective government supports rate. The Fed is allowed to exchange government protections or government obligation by means of open market activities simply like open financial specialists do. At the point when the Fed makes an exchange, in any case, the effect is increasingly sensational. To maintain a solid money related strategy, the Fed uses market exchanges and purchases these protections when the Fed finances rate is brought down while selling the obligation when this rate is expanded.

Capital market exchanges spread a large number of arrangements that can be executed in the financial markets, including mergers and acquisitions. Certain financial establishment's center around performing bargains in explicit portions of the corporate markets, for example, moderate sized arrangements, otherwise called center market exchanges. On the off chance that a fair sized company is hoping to make a securing in the financial markets, a financial firm, for example, an investment bank is employed to prescribe potential targets. A medium sized exchange comprises of two companies with incomes or sales that fall in a given range and that size range can be characterized by the gatherings engaged with the arrangement.

## **1.9 MARKET TRADING**

### **Capital Markets**

A capital market is one where people and foundations exchange financial protections. Every nation has their own capital markets which can fluctuate in size and development, capital markets in Africa might be not the same as those in Europe or America. Frequently, associations and organizations in both people in general and private segment sell protections on the capital markets trying to raise reserves.

Regardless, governments and organizations require capital assets to back their activities so as to seek after their very own long haul investments. To have the option to do this, a company must fund-raise through the closeout of securities and stocks under the company's name to be sold and purchased in the capital markets.

Financial exchanges are one of the most significant components of a markets economy as they give companies who approach the capital and speculators the chance to pick up proprietorship inside the company and recognize potential increases dependent on future execution. Here, speculators can purchase and sell partakes in securities exchanges between traded on an open market companies. Typically the market is partitioned between the essential and optional market. While the essential market is the primary spot where new issues are offered, the auxiliary market is home to any resulting exchanging. The securities exchange can be unpredictable on occasion, especially when there is political unsteadiness inside a nation, which means a few speculators are starting to stress that there is fleeting tranquility before all hell breaks loose on Wall Street this year.

On the off chance that a financial specialist advances money to a corporate or legislative element, this is known as a security. It includes getting a measure of money for a concurred period time at a verified financing cost. They are utilized by various companies, remote governments, states and districts to support a variety of exercises and tasks. Securities can likewise be purchased and sold by financial specialists around the globe using a loan markets.

### **Money Market**

The money market is only one resource for the financial market where financial instruments that will in general have high liquidity and short developments are exchanged between banks or other financial foundations. Essentially, the money market is utilized to obtain and loan money for up to simply under a year. While financial specialists are set up to go out on a limb and resistance with regards to putting resources into capital markets, money markets are an incredible choice to hold supports that are required in a shorter timeframe.

### **Essential and Secondary Markets**

The essential market is the place a lion's share of speculators have their first chance to take part in another security issuance. The assets that are picked up from the deal by the giving



company or gathering is utilized to support tasks or build up the business where as the auxiliary market is the place financial specialists purchase protections or resources from speculators instead of giving companies without anyone else. So basically, the essential market is the spot for new offers and the auxiliary market is the place in the past gave protections must be exchanged that can be sold on various occasions by financial specialists.

### **The Otc Market**

Generally brought the over-the-counter market, the OTC is a kind of optional market which might be alluded to as a seller market, used to portray stocks that are never again exchanging on stock trade and are typically are exchanged for companies that don't fit the criteria to list on a stock trade. Albeit OTC market includes exchanging of financial instruments including stocks, items and monetary standards, it is performed legitimately between two gatherings without organization of a trade.

### **Third and Fourth Markets**

Third and fourth markets for the most part don't include singular speculators since they require a lot of offers to be arranged per exchange. Rather, the third and further market works with exchanges chose agent sellers and enormous establishments through OTC electronic networks. While the third market consolidates OTC exchanges between the two, the fourth market is just comprised of exchanges made between huge organizations to abstain from setting orders through the main trade stages which could altogether build the cost of the security. The exchanges did by the third and fourth markets will have close to nothing, if any impact, on the normal financial specialist since the two markets are similarly as restricted.

The motivation behind financial establishments and financial markets is to help firms profit by either applying for a new line of credit from and bank and reimbursing it over some undefined time frame with premium, issue securities to acquire money from speculators to be reimbursed at explicit loan cost or by offering speculators part proprietorship in the company for a case on its remaining income in stock.

### **Money or Spot Market**

In this exceptionally unpredictable yet helpless market, it is a standard that things sold for money and agreements that are either purchased or sold on the market are conveyed and actualize right away. Contrasted with different markets, the money or "Spot" market costs are

set up in real money at the present market cost while different exchanges are generally settled at forward costs, implying that the individuals who choose to contribute can either be remunerated with a major increase or experience the ill effects of a huge misfortune. The New York Stock Exchange is an example of a managed money market and this stock trade is additionally an uncommon example of a market that is sheltered from mechanization.

### **Subsidiary Markets**

The subsidiary market is known as the 'subordinate' for an explanation since its worth is procured dependent on its basic resource or resources. Albeit a subordinate is an agreement, the agreement cost is set dependent on the market cost of the center resource. For unpracticed dealers looking to conjecture, the subsidiary market isn't perfect because of its multifaceted nature however can be utilized as a component of a hazard the executives program secure against the danger of an unfriendly move.

### **Forex and Interbank Market**

The interbank market is a piece of the financial system and money exchanging performed among banks and financial foundations, excluding retail speculators and little exchanging gatherings. Albeit some interbank exchanging is executed between banks in the interest of an enormous client, most of interbank exchanging happens from the banks claim account.

The forex market is one of the biggest and most fluid markets on the planet as far as the all-out worth exchanged and surpass \$1.9trillion consistently – including the majority of the monetary standards on the planet today. In spite of the fact that the forex market the biggest market as far as the worth exchanged, any individual, firm or province can take an interest since there is no focal marketplace for the trading of money to happen. Live Forex exchanging can be exceptionally gainful as it enables you to exploit the most recent reports on the market. In any case, to prevail at live exchanging you have to meet certain criteria, including figuring out how to utilize the Forex exchanging programming and defining sensible objectives before you start.

## CHAPTER 2

### POWER SUPPLY AND DISTRIBUTION NETWORKS

#### 2.1 POWER SUPPLY CAPACITY OF DISTRIBUTION NETWORK

Since 1990 s, most nations have joined the rush of power marketization change in a steady progression. China started to execute power market changes in 2002, and advanced the "partition of plants and networks" to enhance asset portion. So as to develop the change in 2015, article 9 of the electricity change set forward the approach of "controlling the center and changing the two finishes." The opening up of electricity sales has turned into a splendid spot of the change, and more power sales companies have joined the market exchanging. An assortment of exchanging techniques is additionally prepared to rise, bit by bit shaping a medium-and long haul spot market-arranged exchanging model. From one viewpoint, the development of a market-arranged exchanging model will help break the syndication on the power-deal side and improve the usage of energy. Then again, because of the vulnerability of market exchanges, it will likewise certainly affect the steady activity of the power lattice, which will influence the Power Supply Capacity (PSC) of the distribution network.

At present, the research on distribution network PSC mainly remains in the network level model, the computation technique, etc. Distribution network PSC model angle in, contrasting the transmission limit of transmission network, the distribution bunch of power supply limit of distribution network is proposed and burden adjusting model of distribution network dependent on main transformer interconnection are set up. So as to mirror the main variables restricting the PSC of the distribution network, the writing isolates the distribution network into substation layer, feeder layer and burden layer, and sets up the stratified PSC model of the distribution network. So as to take care of the issue of N-1 confirmation precision, the research proposed a power supply limit model of the distribution network dependent on feeder interconnection. The example demonstrates that the model is increasingly exact and can pass the N-1 check better. Considering the impact of voltage and network misfortune on the power supply limit of the power lattice, a power stream limit model dependent on power stream count is proposed, which improves the computation exactness and builds the intricacy of the activity joined with the interest side reaction, proposed a model of the PSC of the distribution network that considers the client's reviewing and interaction joined with the utilization of adaptable innovation in distribution network, proposed the PSC model

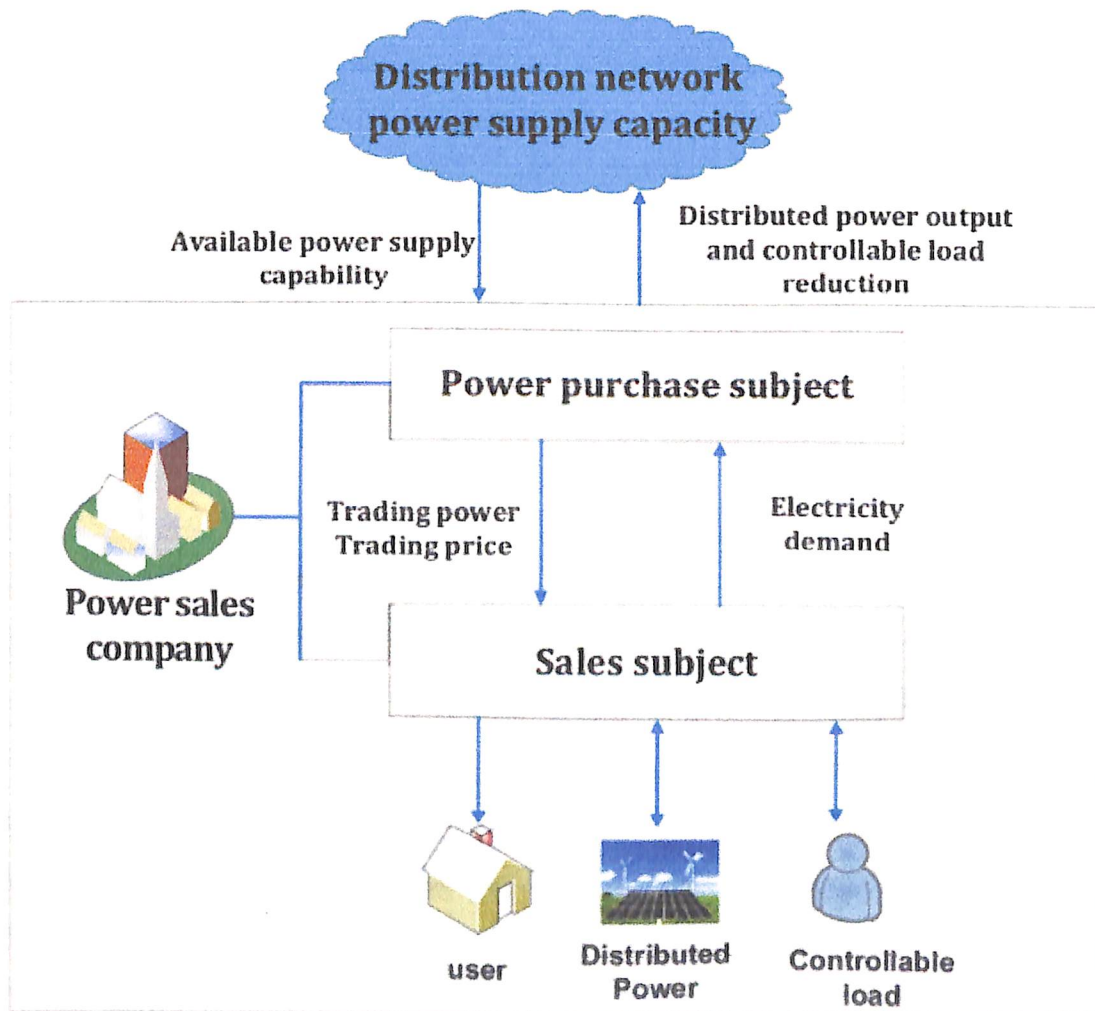
dependent on adaptable distribution network. The figuring technique for the distribution network PSC variable-advance tedious power stream calculation is utilized to understand the constant assessment of the distribution network PSC. In any case, the calculation is anything but difficult to fall into iterative stagnation and can't mirror the genuine power supply limit of the distribution network. The affectability examination of hardware power stream and hub voltage to stack development, an improved dreary power stream calculation is set up, which makes the PSC evaluation increasingly precise. In any case, this strategy has certain impediments and can't manage the issue under vulnerability situations. The nonlinear model is changed into a direct model and fathomed by Lingo software. The count speed is expanded, yet the acquired outcome isn't exact enough based on N-1, the proposed a technique for exchanging cycle between the total lattice model and the 220kv framework model to settle the PSC of the 220kv network, which improved the computation speed and exactness somewhat.

Be that as it may, as the power sales side of the power market is discharged, the activity method of the power sales company, the buy and deal technique, and the interest reaction will all influence the PSC of the distribution network. These examinations didn't consider the interaction between market exchanges and PSC. The model and calculation are not reasonable for considering the PSC evaluation of the distribution network under the power spot exchanging market.

Subsequently, in light of the activity method of the power sales company, this paper includes the controllable Distributed Generation (DG) and controllable burden in the power sales company to the arrangement of the power supply limit of the distribution network, and sets up a two-layer model of the PSC of the distribution network considering the exchange of the sales company. The upper model illuminates the PSC of the distribution network and transmits the heap level. Accessible Supply Capability (ASC) to the lower layer. The lower-level sales company expects to expand the social and monetary advantages, and advances the PSC of the distribution network by streamlining the yield of the DG and diminishing the size of the controllable burden.

## 2.2 RELATIONSHIP BETWEEN POWER SALES COMPANY AND DISTRIBUTION NETWORK PSC

The PSC of the distribution network alludes to the greatest burden that the distribution network can give in the wake of thinking about different limitations, which is mainly controlled by the matrix structure, burden and burden development level. At the point when the sales company takes an interest in the exchange, because of the direction of the market, the heap distribution and development pattern will change in like manner. This research makes a point by point examination of the interaction connection between power companies partaking in power exchanging and distribution network PSC by alluding to the develop remote power exchanging mode, as appeared in Figure 2.2.1.



## 2.3 SALES BY THE POWER SALES COMPANIES

### PSC Model

So as to mirror the effect of the power sales company's interest in power exchanging on the distribution network PSC A two-layer advancement model is set up. The upper model goes for the distribution network PSC and transmits the acquired power supply edge to the lower layer. The lower model targets augmenting social advantages. The power sales company improves the PSC of the distribution network by deftly changing the controllable DG yield and the controllable burden.

#### A. Advancement Model of Power Supply Capacity of Upper Distribution Network

##### 1) Objective Function

Considering the power exchanging, this paper partitions the ground state load into two sections: the typical burden  $S_i^t$  and the market exchange load  $D_i^t$ .

$$PSC = \sum_{i=1}^n \left( S_i^t + D_i^t \right) + k \sum_{i=1}^n S_{di}^t \quad (1)$$

$$ASC - PSC = \sum_{i=1}^n \left( S_i^t + D_i^t \right) \quad (2)$$

$$\sum_{i=1}^n S_{di}^t = \sum_{i=1}^n \left( S_i^t + D_i^t \right) - \sum_{i=1}^n DL_i^t \quad (3)$$

$$DL_i^t = \alpha_i^t IL_i^t + \beta_i^t SL_i^t \quad (4)$$

where: PSC speaks to the most extreme power supply capacity of the distribution network; ASC speaks to the accessible stock capacity of the distribution network; I, n speak to the hub number and the quantity of hubs;  $S_i^t$ ,  $D_i^t$  speak to the regular burden and market exchange load at time t; k regards the heap development different;  $S_{di}^t$  speaks to the heap development base;  $DL_i^t$  speaks to the controllable heap of the electricity company at hub I. It mainly comprises of two sections,  $IL_i^t$  speaks to the interruptible burden and  $SL_i^t$  speaks to the transferable burden;  $\alpha_i^t$ ,  $\beta_i^t$  speak to the 0-1 variable of the two controllable burdens at hub I at time t.

## 2.4 DESIGN AND ANALYSIS OF ELECTRICAL DISTRIBUTION

The advancement of electrical transmission and distribution systems as of late into something more astute has been conceptualized as the keen network, which can be viewed as a program for making the framework progressively secure, conservative, proficient, flexible and economical over the long haul under testing situations. So as to survey the capability of brilliant matrix developments models of different multifaceted nature and scale should be planned and tried under numerous situations. A portion of the cross-domain procedures and systems that could be modeled incorporate powerful reaction of interest to value signals, transmission estimating and blockage the board, innovation selection under financed systems, dynamic network the executives under high infiltration of appropriated generation (DG), market changes and new exchanging techniques. Customary condition based and factual modeling strategies have restrictions with regards to speaking to the intricate genuine world with interactions that are commonly powerful, non-direct, history-subordinate, multi-scale and multidimensional in nature. The different substances associate among themselves, yet in addition with their condition. Moreover these substances may be heterogeneous and advance so as to settle on their own astute choices to augment adjustments.

Operator based modeling (ABM) explicitly bolsters more extravagant portrayals of complex interactions between huge quantities of heterogeneous substances and in this way loans itself normally to the depiction of electricity networks as they advance into increasingly complex disseminated systems with bidirectional data and power streams between differing clients. The approach of operator based computational financial matters is one such worldview. Heterogeneous substances, for example, generators, providers, market administrators can be spoken to as cooperating, basic leadership specialists to catch the nonlinear and versatile nature of electricity markets. Most reactions of the ABM approach, for example, the nonattendance of all inclusive statement, or the trouble of estimation have been demonstrated to a great extent ridiculous and check and approval procedures are being created to ease quality confirmation concerns.

While engineering models of lattice activity have been very much created, they are not really publicly released or adaptable enough to consolidate monetary or social parts of the system. Then again, models of electricity markets commonly have constrained engineering establishments. In this paper we will introduce a modeling structure that decisively addresses this issue. We present an item situated distribution network investigation strategy and a

specialist based model for a momentary electricity market, the two of which are adaptable enough to be incorporated at various levels. The models work exclusively to deliver issues explicit to their domain or in synchronism to address cross-domain subjects. While the distribution system examination module is created in Java, the electricity market activities are created in Java-based recursive permeable specialist recreation toolbox (Repast) tool compartment.

The different components of the keen framework can be spoken to by heterogeneous specialists associating with one another in a socio-specialized and monetary condition towards accomplishing the ideal degree of cleverness in system activities. One such portrayal is appeared in Figure 2.4.1, where data, for example, voltage and power profiles and value sign are passed around utilizing cutting edge communications innovation and suitable conventions. The presumes, conveyed generators and aggregators are examples of heterogeneous specialists that gain from their conduct and adjust to the advancing conditions, for example, new market exchanging techniques for amplifying welfare to the network.

The engineering and market models portrayed towards the left hand side of the chart include these operators and their interactions. In this work, we have concentrated on the distribution side of the engineering module and the momentary side of the market module.

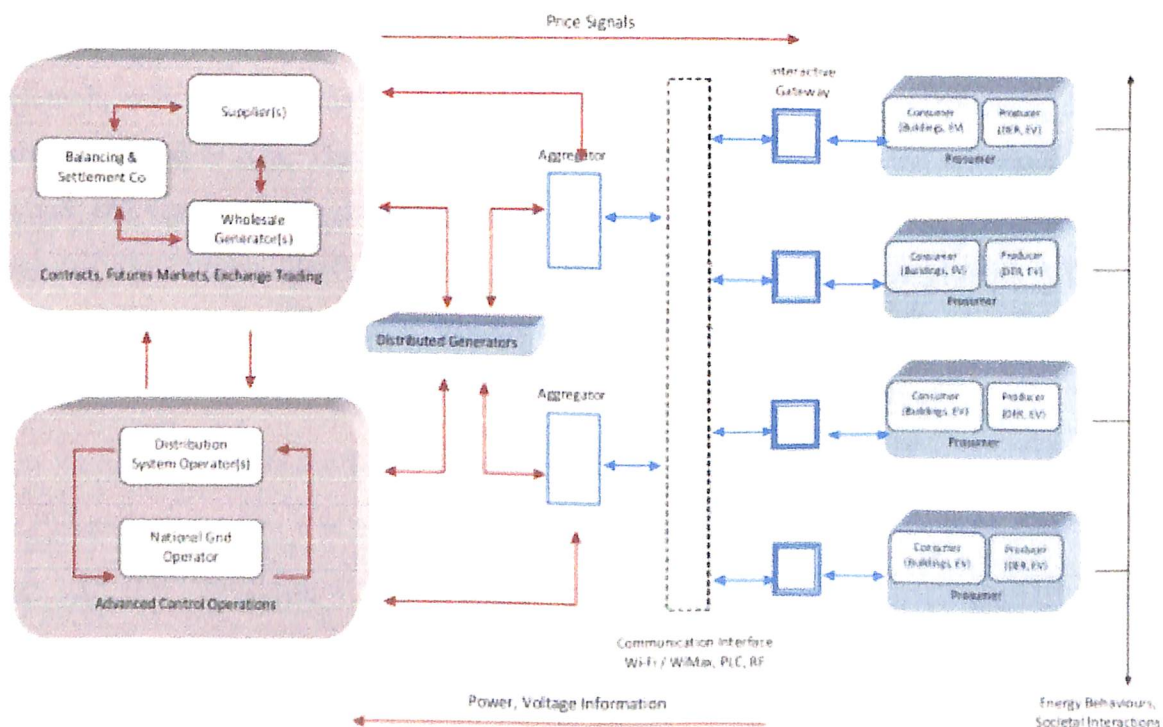


Figure 2.4.1: Agent based modeling framework



## 2.5 DISTRIBUTION SYSTEM MODULE

We start by speaking profoundly components of a distribution system, for example, transformers, lines and transports of various sorts. Extra components incorporated into the item arranged model are composite burdens, voltage controllers, capacitor banks, switches, and DGs that are participative in nature and pivotal in the capacity of the system administrator (SO) to oversee and control the system. Essential to such a structure are relationships between items/class, for example, affiliations, accumulations and pieces that are summoned to model the different physical components. The class chart on account of modeling of a distribution system with its segments is the technique bolsters investigation of three stage four wire networks with uneven burdens.

The system contains conceptual classes that go about as formats for the different segments. At the top most level are the two conventional unique classes: Physical Element and Topological Element. The mid-level conceptual classes that are gotten from the Physical Element are Series Element and Shunt Element. Further sub-classes of the Series Element are Transformers, Voltage Regulators, Transmission/Distribution Lines and Switches. In view of the development of the transformer the solid classes Center Tapped Transformer and Bank Connected Transformer are determined. So also, Transmission Line sub-classes are Over Head Line, Tape Shield Cable and Concentric Neutral Cable from which articles are instated. The objects of the Series Element class are distinguished in the Topology Processor through Branch, which is an Interface, and is handled through essential information, for example, from Bus and to Bus. The sub-classes of the Shunt Element class are Distributed Generator, Load and Capacitor Bank which are distinguished by the Topology Processor by and by through the Branch interface. The to Bus for these components is the ground. A three-layered information portrayal for a distribution line is given in Table 2.5.1 beneath. The information structure is put away and prepared as hashmaps.

Table 2.5.1. Sample data structure relating to distribution lines

Data	Keys	Values
Primary	<i>lineID</i>	<i>fromBus, toBus, length, configID, phasing, phasesize, phasesTrading, phaseMaterial, neutralSize</i>
Secondary	<i>configID</i>	<i>NeutralStrading, neutralMaterial, conductorDiam, conductorGMR, capacity, resistance, reactance, spacingID</i>

Tertiary	<i>spacingID</i>	<i>distancePh_AB,</i>	<i>distancePh_BC,</i>	<i>distancePh_CA,</i>
		<i>distancePh_AN</i>		

The parent-kid relationship, between transports is removed through a Topology Processor peruses the area of transports, arrangement components, shunt components and their associated transports individually. It likewise peruses the typical situation of arrangement components, for example, switches, being the area of transports, arrangement components, shunt components and their associated transports individually. It likewise peruses the typical situation of arrangement components, for example, switches, being "open" or "shut". For switches that are shut, the SeriesElement is pigeonholed as a "DummyLine" to such an extent that the end transports are adequately the equivalent. Next the voltage controller is prepared and relying upon where it is found, an extra transport is made. The result of handling the topology of the network is that a far reaching information is assembled that structures the reason for the power stream calculation, particularly the retrogressive/forward compass strategy, to preform effectively. The parent-youngster relationship of transports in a dominatingly spiral network is made use while producing such information. A layer is comprised of transports and henceforth is helpful in power stream strategies, for example, the range methods.

Distribution lines for the most part have high R/X proportion and are generally untransposed. Moreover, the profoundly uneven nature of the heaps and the prevalently outspread structure of the network imply that the power stream calculation utilized should be thorough and explicit rather than the Newton-Raphson and Gauss-Siedel techniques utilized for fit Transmission networks. The calculation that we utilize is to a great extent dependent on the outstanding in reverse/forward compass technique that utilizes the Parent-Child topology of outspread networks. The calculation is as per the following:

- (1) Initialize voltages at every individual bus.
- (2) Go through the retrogressive forward ranges till power confound at each transport is inside resistance.

The retrogressive range starts from the last Layer and the Busses in this layer and finishes at the top most layer that has the root Bus, for example, a substation or a creating source. a. Transport flows:

$$I_i^p = \left( \frac{S_i}{V_i^{p-1}} \right)^* + \left( \frac{k \text{ var}_{\text{cap}}}{kV^2_{\text{cap}}} \right) V_i^{p-1}$$

The fitting method, inside the shunt component class, for ascertaining the present infusions is called relying upon whether the item is an occurrence of capacitor bank or burden.

b. Branch flows:

$$I_{i-j}^p = I_i^p + \sum_{k \in \text{ChildBusList}} I_{i-k}^p$$

The suitable method, inside the arrangement component class, for burden side line flows on the branch is called after relying upon whether the article is example of transformer, voltage controller, or a Line.

d. Bus power withdrawals:

$$S_i^p = V_i^p (I_i^p)^* - \left( \frac{k \text{ var}_{\text{cap}}}{kV^2_{\text{cap}}} \right) |V_i^p|^2$$

Genuine and responsive power befuddles of the considerable number of busses are assessed between successive emphases and the methodology is ended if inside a recommended resistance limit.

Transmission/Distribution Lines

Due to the transposed idea of distribution lines the shared coupling between stages is inconsistent bringing about an unsymmetrical impedance grid. Thus we model the lines from first standards, i.e., compute the individual components of the impedance grid through the organization information of the links and wires utilized on each line portion of the feeder. A four wire system brings about a 4 \* 4 crude impedance framework which is diminished to a 3 ^ 3 standard impedance grid by means of Kron's decrease. Carson's conditions are utilized for determining the crude stage impedances of these lines. We model overhead lines just as underground distribution links, for example, tape shield and concentric nonpartisan.

Distribution Transformers

Distribution transformers of various designs, for example,  $\Delta$  ' YG and YG '  $\Delta$  are modeled in three stage. Two sorts of venture down transformers are modeled for the test feeder case. The sort of association of the source and burden sides of the transformer decides the [a], [b], [c], [d] grids as determined for changing the voltages and flows from one side to the next.

### Voltage Regulators

Voltage controllers are utilized as a way to directing the voltage to such an extent that the client voltage levels are kept inside sensible points of confinement. There have been restricted endeavors at modeling step voltage controllers in perspective on their essentialness in distribution networks. These gadgets are only autotransformers with a heap tap-evolving instrument. The adjustment in voltage is acquired by exchanging the tap positions up or somewhere around endorsed levels, more often than not in 32 stages with a guideline of ~10% giving 5/8% or 0.00625 p.u. change per step. This is equal to 0.75 Volts on a 120 V base. Vset is the ideal voltage level around which are recommended the lower band (LB) and upper band (UB) voltage restricts as pursues:  $V_{LB} = V_{set} - 0.5 BW$ ,  $V_{UB} = V_{set} + 0.5 BW$ . A line drop remuneration (LDC) circuit is utilized to control the changing of taps. Since the controller is situated toward the finish of a distribution line, the LDC is utilized to appraise the drop in the line voltage past controller with the end goal that  $\Delta V = I_{comp}(R_{set} + jX_{set})$  and  $V_{LDC} = V_{reg} - \Delta V$ . The accompanying convention is then applied to change taps at each pth step

$$\left\{ \begin{array}{l} t^p = t^{p-1} \\ t^p = t^{p-1} + (V_{set} - V_{LDC}) / 0.75 \\ t^p = t^{p-1} - (V_{set} - V_{LDC}) / 0.75 \end{array} \quad \begin{array}{l} V_{LB} \leq V_{LDC} \leq V_{UB} \\ \text{if } V_{LDC} < V_{LB} \\ V_{LDC} > V_{UB} \end{array} \right\}$$

### Composite Loads

At last, we receive the idea of segment based burden total overwhelmingly at the 4.16 kV/480 V transformer, which will bolster the expanding reception of interest the board techniques by service companies that require time-step investigation of apparatus models. Apparatuses that structure a piece of the Load class are modeled as individual components of either the exponential or the ZIP type (Z—consistent impedance, I—steady current, P—consistent power). These are then amassed to characterize a composite burden model for use in the calculation. ZIP models are of the structure,  $P = P_0 p_1 V^2 + a_2 V + a_3 q$  and  $Q = Q_0 p_1 V^2 + b_2 V$

' b3q with the coefficients relying upon the kind of the heap/apparatus. Here, we consider a mix of burdens that is best spoken to by a ZIP model with totaled parameters.

This is finished by bunching a mix of apparatuses in every one of the three stages downstream to the transformers. This prompts unbalance over the stages as well as takes into account changing the arrangement of burdens at each time step. The parameters of the total burden model are determined as the weighted normal of the separate parameters of the n machines in the gathering. For example:

$$a_{1-agg} = \sum_{j=1}^n \frac{KVA_j}{KVA_{agg}} a_{1j}$$

The aggregated load model is now:

$$P_{agg} = \frac{P_0}{(a_{1-agg} + a_{2-agg} + a_{3-agg})} (a_{1-agg} \bar{V}^2 + a_{2-agg} \bar{V} + a_{3-agg})$$

$$Q_{agg} = \frac{Q_0}{(b_{1-agg} + b_{2-agg} + b_{3-agg})} (b_{1-agg} \bar{V}^2 + b_{2-agg} \bar{V} + b_{3-agg})$$

Where  $P_{agg}$  and  $Q_{agg}$  are the real and reactive parts of the aggregated load, respectively

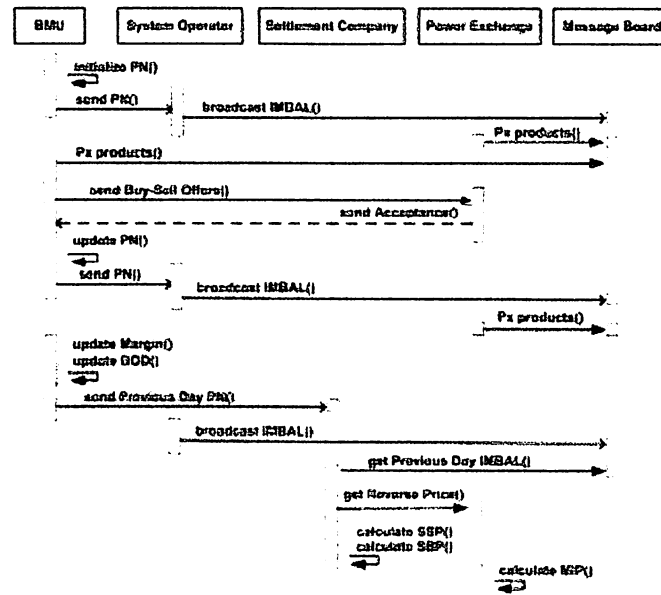
## 2.6 SHORT-TERM ELECTRICITY MARKET MODULE

ABM systems have been utilized worldwide to model recently rebuilt markets and some even to help approach producers about the upsides and downsides of explicit exchanging courses of action. Examples incorporate the AMES (ABM of electricity systems) structure where the US electricity market was mimicked on a day-ahead and constant scale, the electricity market complex versatile system (EMCAS), created by Argonne national research facility and the Australian national electricity market test system (NEMSIM). In the UK electricity market setting, operator based methodologies have recently been utilized explicitly to think about the change of exchanging courses of action from the pool to an oppressive valuing closeout system. The ABM system of transient market introduced here gives a decent premise to reenacting complex universe of market game plans while simultaneously enabling the modeler to break down the impacts of fluctuating closeout structures, embracing insightful offering methodologies and situation testing over numerous time-scales and geological areas.

The substances engaged with the adjusting system are the power eXchange (PX), SO, settlement companies (SC) lastly the different sorts of adjusting component units (BMUs). They are more than minor classes/segments of an entire system in the manner that they advance and adjust to their condition, some of the time determining new guidelines of play. The SO, for example, maintains a background marked by the reliabilities of BMUs and acts as needs be while giving respective adjusting administrations and some hold administrations. Then again, the BMUs, whose benefits rely upon the dependable expectation of their physical situations at the hour of conveyance, attempt to develop techniques to limit hazard and expand benefits.

They would preferably process the notable offer-information (BOD) of different BMUs and their acknowledgment rates by SO. In our model we start off with a basic Roth-Erev learning methodology applied to advance ideal or deliberately proficient offer/offer costs, particularly by taking a gander at effective offers and offers. Figure 3 is a framework of the class graph portraying the interaction between the operators. The model is actualized utilizing the Java-based modeling toolbox condition repast symphony. The message board (MB) is an inactive specialist used to communicate and move data between operators.

Data commonly communicate is demonstrated edge (INDMAR), lopsidedness (IMBAL) of the system, last physical warnings (FPNs) and BOD. The BMUs get to this data and along these lines take an interest in the PX and exchange on the day-in front of genuine conveyance. BMUs additionally submit BODs to the SO who thusly produces acknowledgments by hailing off the least expensive offers and the costliest offers in the underlying round (if there should be an occurrence of  $IMBAL < 0$  for that settlement period (SP)). The offer acknowledgments (BOAs) are transmitted to the SC for estimation of system purchase and sell costs. A short planning chart is given in Figure 2.6.1. The methods are named for accommodation of clarity.



**Figure 2.6.1: Sequencing chart depicting the scheduled message passing between agents**

The PX in our model works with institutionalized items, on a day-ahead premise, with a double-auction biased estimating method. The IMBAL profile for the following day is changed over into varieties of institutionalized items. We consider HH, 2 h (2HR) and 4 h (4HR) items crossing throughout the following day bringing about 48 HH, 12 2HR and 6 4HR items every day. The various items are helpful for gatherings to exchange as indicated by the real IMBAL over each SP or a scope of continuous SPs. For example, a positive IMBAL from the fifth SP onwards for 2 h and a negative IMBAL for 4 h from the ninth SP would require offers on 2HR and 4HR items for reasonable exchanging.

### Adjusting Mechanism Units

BMUs are the littlest controllable gathering of generation or utilization units. They could be single units in power plants or a whole arrangement of creating units, or a provider's shoppers included inside a lattice supply point. Siphoned hydro capacity units and interconnectors that produce/import or devour/send out energy at different occasions of the day could likewise be delegated taking an interest BMUs.

We consider three kinds of generator BMUs dependent on their fuel type—coal, shut cycle gas turbine (CCGT) and wind ranches, and two sorts of provider BMUs—huge and little request destinations. To begin with, we receive gauge profiles for every one of the above BMUs that are in a state of harmony with ordinary winter profiles (November 2011) of the

BMUs in the UK market. We utilize a normal profile comparing to each kind of BMU and utilize a shrinkage factor dependent on the abilities to get the standard profile for every one of the BMUs. The real FPNs of different provider BMUs were gathered from the genuine information and were ordered comprehensively into huge and little request locales.

### System Operator

The SO is liable for coordinating stockpile to request on the timescale of minutes and seconds. The SO does this by approaching different energy adjusting administrations that are contracted reciprocally with dependable gatherings weeks and days ahead of time and are additionally called upon by giving appropriate tenders. They become operational in the short-term in the time size of hours before the GC to 2 s before the real time of conveyance. The SO likewise takes activities after entryway conclusion, known as system adjusting activities that are required to maintain the honesty of the system by letting it to work in stable conditions and under non-contingency conditions. The costs of such activities are avoided from the computation of SPs.

### Settlement Company

The distinction between the metered volumes and the contracted positions, including the offers and offers made by that BMU, are gotten the money for out at the system purchase value (SBP) if the thing that matters was a shortage. These costs urge members to adhere to their FPNs and not get presented to costs dictated by other market players. On the off chance that  $IMBAL > 0$ , the system sell value (SSP) is set at the value inferred through exchanges the adjusting instrument (BM) market (likewise called as main cost), while the market turn around value (MIP) (or invert cost) turns into the SBP. This would imply that the players who are seen as in deficiency need to pay at the MIP subsequently reassuring mindful exchanging on the PX. Thus, if the system  $IMBAL$  is negative,  $SBP = \text{main cost}$  and the  $SSP = MIP$ . The SC figures an "invert" energy awkwardness cost for each SP to mirror the cost of electricity exchanged the PX. The SC gives guidelines to the PX on giving it a MIP that is the volume weighted normal cost of the chose exchanges communicated £/MWh. APX Commodities Ltd and NASDAQ OMX Stockholm AB are the current MIP suppliers for the SC in UK.



## 2.7 ELECTRICITY SALES MODEL OF POWER SALES COMPANY

So as to expand the benefit of the electric distribution company, the sales company receives the method of marking the controllable burden contract with the client, deftly orchestrating the inward DG yield, and so forth to assemble the sales model, and doing optional alteration on the heap of the distribution network.

$$\begin{aligned} \max F2 = \Delta T \sum_{t=1}^T \{ & B_i^{sell} (\sum_{i=1}^N D_{i,t} - \sum_{i=1}^N P_{i,t}^{DL}) \\ & - B_{cl,r,t} \sum_{i=1}^N D_{i,t} - B_{cl,s,t} P_{s,t} - \sum_{j=1}^M B_{i,t}^{DG} P_{j,t}^{DG} \\ & - \sum_{i=1}^N B_{i,t}^{LL} P_{i,t}^{LL} - \sum_{i=1}^N B_{i,t}^{SL} P_{i,t}^{SL} \} \end{aligned} \quad (18)$$

where:  $\Delta T$  speaks to the interim time,  $T$  speaks to the planning time frame;  $B_{sell,t}$  is the selling cost of the electricity sales company in the  $t$  time frame;  $D_{i,t}$  is the selling power of the selling company at the hub  $I$  in the  $t$  time frame;  $P_{DLi,t}$  speaks to the controllable burden decrease at the hub  $I$  in the  $t$  time frame Quantity;  $B_{cl,r}$  is the bound together peripheral clearing cost of the market during the past period, which is dictated by the electricity buy model;  $B_{cl,s}$  and  $P_{s,t}$  are the constant market exchange cost and exchange volume separately, when the  $P_{s,t} > 0$ , the electricity is obtained from the market, when  $P_{s,t} < 0$ , the DG The abundance power is offered to the market;  $M$  is the quantity of controllable DGs;  $B_{DGj,t}$ ,  $P_{DGj,t}$  speak to the yield cost coefficient and power generation of the controllable DG in the  $t$  time frame;  $B_{LLi,t}$ ,  $B_{SLi,t}$  are the heap pay costs at the hub  $I$  in the  $t$  time frame.

## CHAPTER 3

### LITERATURE REVIEW

#### 3.1 BARRIERS TO INTERACTION

The advantages from local combination are broadly perceived. A significant number of the researchers studied rundown the potential advantages and a few case, on general standards, that they are noteworthy (RECI E7, 2000). Various them do as such in an uncritical manner, be that as it may. Comprehensively, the advantage that is asserted for local coordination is improved monetary effectiveness.

Diminished or deferred costs: These incorporate momentary energy and activity costs (World Bank, 2008). Long haul investment costs through improved hold edge and maintained a strategic distance from investment in pinnacle capacity (RECI, Module 1). Efficiencies are likewise increased through economies of scale as bigger scale plants are empowered by bigger markets (Eberhard, 2003). Improved inventory conditions (World Bank, 2008), including better unwavering quality and security of stockpile because of access to imports during crisis circumstances (Eberhard, 2003). Encouraging further advancement of nation level electricity markets where combination enables adequate scale to help expanded focused support (UN-DESA, 2005, SIEPAC Case Study). The degree of aggressive market advancement that can be bolstered will rely upon the level of market power.

Social advantages (counting access to electricity); firmly lined up with monetary advantages (UN-DESA, 2005). Diminished natural effect (counting maintained a strategic distance from air and water contamination, and uprooting biomass which is regularly connected with deforestation; UN-DESA) and commitment to practical advancement coming about because of progressively proficient energy use (Eberhard, 2003). Diminished financial strain because of decreased costs where private-area investment is empowered (Eberhard, 2003).

Political advantages because of expanded relationship and mix among neighbors, and closer ties encouraged by the experience of participating to build up the mix (Eberhard 2003; UN-DESA 2005) Fortifying the lawful capacity and involvement in nations partaking during the time spent making legitimate structures to help power system reconciliation. This procedure can likewise build up a point of reference for exchange other energy structures or items (UN-DESA, 2005).

Notwithstanding the immediate beneficial outcomes, roundabout advantages of combination incorporate more extensive financial advantages as efficiencies stream on through the economy (counting incitement to neighborhood economies in the development stages; UN-DESA, 2005), social and formative advantages where new jolt is empowered, multipurpose advantages (e.g., flood control, water system), and expanded territorial security through monetary reconciliation (Eberhard, 2003).

Others have proposed that territorial participation/incorporation, particularly in the territory of guideline, can help creating nations beat costs and national cutoff points in specialized mastery by sharing aptitudes, upgrade the capacity of these nations to solidly focus on a stable administrative arrangement, and eventually can encourage framework investment. Kessides et al. (2008) contend that the advantages of creating local administrative frameworks in a multilateral setting are comparable to those from arranging exchange change a multilateral gathering. With a move in center from single local issues to a more extensive territorial point of view, a progressively proficient result is likely, since the expansive support induced by these activities weakens the power of single-intrigue gatherings, in this way lessening political barriers.

### **3.2 BARRIERS TO REGIONAL INTERACTION**

Political and institutional barriers: These incorporate political fringes, national security, open resistance, poor institutional structure (RECI, Module 1), inside disunity, contrasting political systems, powerful intrigue gatherings, defilement (UN-DESA, 2005). Normal and specialized barriers: These identify with the specialized and financial practicality of interconnection of transmission lines, as impacted by elements, for example, geology (separation, territory) (RECI, Module 1). Ecological barriers: These are especially significant on account of hydropower ventures, which require the structure of dams with enormous removals of populace and disturbance of normal ecosystems (Bocking, 1998).

RECI (Module 1) takes note of that the political and institutional barriers will in general be especially intense in creating nations. Regular and specialized barriers might be unrealistic, while political and institutional barriers can, from a certain perspective, be survived.

Indeed, even among all the more exceptionally created nations, critical barriers can restrain the developing of local power system combination. For example, an examination of barriers to exchange Southeast Europe completed in 2006 concentrated on network tasks factors (network access, valuing and clog the board) and discount market courses of action (market focus, straightforwardness and market structure) (SEETEC, 2006; ERGEG, 2006).

Vulnerability about these elements and the related impression of hazard represses private-division investment, the desire for which is the thing that has driven a great part of the area change and the push toward provincial electricity markets (Bunn et al., 2006). Poor association and the executives of the mix procedure may likewise be viewed as a boundary. The majority of the help keys are guided here and there to defeating the barriers.

The Kessides et al. paper recognizes administrative catch (coming about because of portrayal inclination) and resource seizure (making a responsibility issue) as the two results of a feeble administrative condition and recommends that in many, particularly little, creating nations the administrative capacity and protect conditions, (for example, the quality of common society checking and an autonomous legal executive) expected to diminish the danger of these results may not be set up.

#### Study on advantages and barriers

A few of the records audited so far are illustrative of a type of papers on provincial power which is very uncritical of positions exhibited, and neglect to offer either a hypothetical dialog or exact proof for the cases which are made. This is in numerous regards a type of promotion instead of examination. The alleged advantages of provincial power system joining surely warrant more basic or possibly nuanced treatment than is commonly advertised. For example:

Local power system reconciliation encourages access to electricity. Indeed, no such inferable advantage has been experienced in any of the plans reviewed. To the degree that market reconciliation raises the cost of electricity in the ease nation, territorial combination could even negatively affect get to if moderateness is an issue (however the contrary propensity would apply in the highcost bringing in nation). In conditions where there is a boundary to extension of capacity in the minimal effort territory (e.g., political imperatives on investment in atomic power stations) shortage rents will collect to the officeholder providers. Value

requires that these be come back to the clients in the ease zone: instruments for doing this are examined in Finon and Romano (2009).

Local power system coordination offers ascend to positive ecological advantages. This might be genuine when the electricity exchange depends on hydropower (however dam improvement will commonly include huge negative ecological components which should be considered) or when provincial generation is less contaminating than plants which would some way or another be utilized to fulfill pinnacle needs, yet there are different situations where territorial electricity exchange development relies upon high poison, high CO<sub>2</sub> sources, (for example, coal in Botswana or lignite in Kosovo).

Local power permits the least-cost undertakings to be executed. Facilitated provincial investment will ordinarily include noteworthy reserve funds in NPV terms, however low longrun kWh costs may frequently require high beginning investments per kW, bringing about prompt financial difficulties. Putting resources into a huge hydro plant as opposed to a succession of littler CCGT plants may require greater government assurances and financing, due to the higher capital power of hydro, while fuel supply doesn't by and large need an administration financial responsibility (with the exception of longterm LNG contracts).

Territorial power relationship prompts the extending of provincial coordination in different circles. Energy relationship is seen by practically all administrations, even those which express eagerness for provincial coordination, just like a danger to energy security. A financial way to deal with energy security requires characterizing the degree of energy security that a nation is eager to pay for, communicated, for example, as the satisfactory "loss of burden likelihood." The government officials' impulse for comparing the area of household generation on national domain with energy security is reasonable, yet it can have cost suggestions which partiality other improvement objectives. A pledge to local relationship should mean higher security in the short run, on the grounds that the territorial system will give more elevated levels of turning saves at lower cost (gave the system is worked ably from a specialized perspective—the expanded multifaceted nature introduces new dangers of falling power outages), and over the long haul on the grounds that the investment costs to satisfy developing need will be lower and the issues of investment unevenness will be smoothed through electricity exchange.

The research completed in this venture makes them intrigue representations of the last point about energy security. In the Argentina-Brazil contextual analysis, it is noticed that the

parliament of Uruguay would not focus on a local electricity exchange understanding except if the nation had adequately introduced capacity to satisfy maximum need. Gas turbines were acquired to meet this prerequisite, on the understanding that these were never proposed to be utilized as they were more costly than imports. In the occasion, be that as it may, the parliamentarians' worries were vindicated when political changes in Argentina undermined local electricity exchange and the gas turbines needed to come into administration in Uruguay.

In the SAPP, there is the differentiating instance of the Zimbabwe government declining to consider investments in generation capacity that were not on national region (for example, surrendering an open door during the 1990s to be a joint endeavor accomplice in the Kudu gas field advancement in Namibia), however discovering during the post-2000 monetary emergency that imports were the most dependable wellsprings of electricity, in any event, when the nation was not ready to pay its remote providers, while creation from local power stations fallen because of absence of maintenance of the hardware. In an unexpected contort, a turnaround stream of power has as of late been built up: Namibia (which has not yet had the option to finish the Kudu venture and is shy of power) has paid for the recovery of a portion of the generation units at the Hwange power station, consequently an agreement for Hwange to supply firm energy to Nampower on great terms.

The UN-DESA (2005) report offers an extended meaning of energy security, which incorporates six measurements: energy supply, monetary, mechanical, natural, social and social, and military/security angles. The report noticed that electricity interconnections will in general have related advantages and costs inside these six measurements.

Indeed, even where the advantages of local power system incorporation are clear, there remains the troublesome issue of how these are to be partitioned between the gatherings in question. The UN-DESA (2005) report takes note of that the frequency of social advantages (and costs) can shift among nations and between gatherings inside nations. Similarly, the area of ecological advantages and costs changes. In this unique circumstance, interconnections can likewise make only occasionally recognized political costs, for example, giving a reason to interior political persecution along the course of the line, furnishing one nation with political power over another, including nations in each other's' inside undertakings (for example, by making introduction to unsteadiness in a neighbor), making open doors for debasement (which can thus influence the political level of influence inside the nation), making political

costs in securing the line (where the line displays a prisoner to be utilized in blackmail by nearby gatherings), and making political costs during the time spent tax defense (UN-DESA, 2005). Contingent upon how these costs are overseen they can display barriers to incorporation, as when costs would be borne by politically powerful intrigue gatherings.

### **3.3 ENERGY MARKET UNDERGOING CHANGES**

The energy market is experiencing significant changes, driven by the acknowledgment of the European inside energy market from one perspective and the expansion of conveyed energy assets (DER) then again. The expansion of DER not just outcomes in a more significant requirement for adaptable administrations for system administrators however gives new chances to system administrators too (Poudineh and Jamasb, 2014, Ruester et al., 2013, Dueñas, 2015). Both transmission system administrators and distribution system administrators could profit by the utilization of adaptable assets from the distribution matrix. TSOs could utilize these assets for recurrence control, voltage control or blockage the executives, while DSOs could procure adaptable assets for neighborhood clog the executives and voltage control (Julia Merino, 2016, D'hulst et al., 2015, SWECO et al., 2015, Expert Group 3, 2015). Be that as it may, it is difficult for TSOs and DSOs to utilize these adaptability benefits under the progression system authorized in the Third Energy Package as this forced the partition among transmission and distribution (Ferrante et al., 2015).

For both system administrators to utilize these assets, coordination is vital (CIEP/PBL, 2014, Expert Group 3, 2015, Ruester et al., 2014). By expanding the degree of coordination, system administrators will have the option to help each other in the productive and cost-viable activity of their lattice (Ochoa et al., 2016). In addition, viable coordination will keep away from that moves made by one system administrator will repudiate moves made by another system administrator (CEER, 2016, CEDEC et al., 2015, Expert Group 3, 2015, Ruester et al., 2014, Eid et al., 2016b, Mallet et al., 2014). This implies, in addition to other things, that system administrators could cooperate to improve the recognizability of the lattice, including the quality and straightforwardness of framework information (ENTSO-E, 2015a, CEDEC et al., 2015, Eurelectric, 2015, Expert Group 3, 2015, Dueñas, 2015, Mallet et al., 2014).

The requirement for expanded collaboration between system administrators is broadly perceived, particularly in a situation with expanding sustainable power sources (RES) and expanding interest of DER to auxiliary administrations markets (CEER, 2016, ENTSO-E, 2015b, CIEP/PBL, 2014, Ruester et al., 2014, Ochoa et al., 2016, Carlos Batlle and Michael

Rivier, 2012). EU guideline (network codes) gives a first structure wherein various ideas of coordination among system administrators could be additionally created. The distinctive network codes feature the requirement for system administrator interaction concerning the trading of information, operational methodology, and market plan (ENTSO-E, 2015c, European Commission, 2016a, European Commission, 2016b, European Commission, 2016c, European Commission, 2016d, ENTSO-E, 2015d, ENTSO-E, 2014).

Prior research has concentrated to a huge degree on the effect and conceivable outcomes of RES and DER to give administrations from the distribution lattice to system administrators, including evaluating components and the connection between the aggregator and the DSO (Eid et al., 2016a). The point of this work is to investigate various ideas of interaction between system administrators. The points of interest and disservices of every coordination plan are surveyed and the possibility of the various models is additionally evaluated. Therefore, approach creators will have the option to make the important adjustments to the current market plan and guideline so as to improve the interaction among TSOs and DSOs. The work exhibited in this paper was completed as a feature of the SmartNet venture ("SmartNet - Integrating sustainable power source in transmission networks," 2015).

### **3.4 PRECONDITIONS WHOLESALE POWER MARKETS**

The presentation of discount rivalry is a moderately mind boggling measure proposed to further improve effectiveness in a division that is as of now working generally well. Discount rivalry may incite effectiveness gains in a rebuilt power industry, and may likewise help in passing these increases to definite clients. Be that as it may, in many creating nations the issues looked by the power segment might be considerably more basic, including undervaluing of electricity, operational wasteful aspects of the utilities, and absence of a stable administrative condition to advance investment.

The discount power market won't add to tending to any of these fundamental issues, and ought to be conceded until different measures have been taken to improve the circumstance in troubled power systems. For example, incorporating Independent Power Producers may be a superior choice to ease genuine capacity deficiencies, while changes to the distribution segment may be increasingly successful in improving the nature of electric assistance and the financial maintainability of the power business.



Most of creating nations doesn't present the full scope of preconditions for a discount power market, and can just utilize market powers. The rundown of essentials for a discount power market to be built up and work adequately is very protracted, and is just met by a moderately little extent of creating nations. These conditions might be gathered into various classes including the financial manageability of the power segment so substances are adequately trustworthy to give installment security, the scale and structure of the generation section and its capacity to help rivalry, the nature of organizations accessible to administer and direct the working of an unpredictable market, just as the more extensive monetary, political and social states of the nation.

Initially, the financial soundness of the power business is a flat out pre-requisite for the presentation of rivalry. Distribution utilities, which are the main purchasers in the market, should be reliable and financially reasonable, generally there will be no installment security and trust in market exchanges will separate. In many creating nations, end-user taxes are a long way from being cost intelligent, and this joined with genuine operational wasteful aspects, leaves numerous utilities in a financially dubious condition (Huenteler, Dobozi, Balabanyan, and Banerjee, 2017). It is practically difficult to embrace any genuine power segment change – especially the formation of a discount power market – except if an administration is politically dedicated to shutting the revenue-cost hole as its first need (J. Besant-Jones and Tenenbaum, 2001; Jamasb, Nepal, and Timilsina, 2015).

Installment honesty is required along the whole electric store network for unbundled power parts, involving solid installment authorization among merchants and generators. Once more, this remains a test in many creating nations with distribution utilities confronting unfulfilled obligations from their own clients and getting into unpaid debts with their installments to generators. The roundabout obligation emergency in the unbundled power segment in Pakistan gives a reasonable delineation of these issues (Kessides, 2013). The circumstance can be additionally exacerbated where generators are IPPs with Power Purchase Agreements designated in outside cash, where a downgrading of the conversion standard can medium-term render electricity buys excessively expensive for wholesalers whose taxes are named in neighborhood money.

Without these conditions set up, discount rivalry won't be completely viable, and can even add to the further disintegration of the power area as opposed to its improvement. Opening discount rivalry under genuine non-payment issues demonstrated to be a poor change

methodology in Ukraine and different nations in Eastern Europe and the Former Soviet Union during the 1990s (V. Krishnaswamy, 1999; Venkataraman Krishnaswamy and Stuggins, 2003). In Ukraine, poor authorization of installments prompted an emergency where providers got little money, and reprobate merchants retained from the discount market the little money they received. Indeed, even the little money allotted by the Ministry to the wholesalers didn't take care of the costs of their distribution networks and client administrations (J. E. Besant-Jones, 2006, p. 62).

Changes to the distribution portion ought to be organized over presentation of discount power markets preceding the accomplishment of cost recuperation (Victor and Heller, 2007, p. 297). Financially manageable and reliable electric utilities encourage private financing for the tasks, maintenance, restoration, and direly required developments of the electricity area (USAID, 2004, p. 32). Economically feasible merchants whose responsibilities to purchase energy would allure more speculators into the generation segment are unmistakably significant for discount rivalry, particularly in creating nations with restricted capacity, abundance request and quick anticipated development popular (Bacon and Besant-Jones, 2002, p. 15; Brown, 2002, p. 23; Kessides, 2004, p. 164).

Second, a generation part that gives extension to certifiable challenge among providers is another key precondition for discount power markets. The extension for rivalry in the generation section relies upon a few elements, including the size of the power system, the market structure in the power generation fragment, a sufficient demand-supply edge, the aggressiveness of upstream fuel markets, and the nonattendance of transmission bottlenecks.

The power system should be enormous enough to suit numerous purchasers and merchants. A power system size of 1,000 MW is as of now acknowledged as a substantial edge beneath which unbundling may not be fitting, not to mention discount rivalry (J. E. Besant-Jones, 2006; Vagliasindi and Besant-Jones, 2013).

Be that as it may, the base size limit for discount power markets might be bigger and requirements to think about extra factors. In the first place, the system must be enormous enough to suit a critical number of generation plants working at least effective scale or past. Besides, there are fixed costs related with the foundation of a discount power market, including the advancement of related organizations and innovative stages, while, every other thing equivalent, the advantages of discount power exchange terms of upgraded productivity are probably going to be corresponding to the size of the power market. It pursues that the

harmony among costs and advantages will turn out to be progressively appealing at bigger system sizes, conceivably 3,000 MW and past. By and by, just around 10 percent of nations with little power systems (under 5,000 MW) have presented discount markets, contrasted and over three-quarters of nations with power systems over 20,000 MW. Moreover, "the experience of Ukraine proposes that, as opposed to market size, the main requirement on the achievability of discount markets to work is the capacity of new generation companies to enter the market, get to transmission assets on a non-unfair premise and go into enforceable agreements with new or existing purchasers" (Maurer, Bogetic, and Kessides, 2007).

Likewise, the hidden structure of generation needs to give sufficient challenge at the edge of inventory. The state of at least four creating companies contending at the edge of inventory during valley, shoulder and pinnacle hours, is by all accounts acknowledged as a general necessity for discount rivalry to be compelling (J. E. Besant-Jones, 2006, p. 77; D. Newbery, 2002, p. 6).

The potential challenge in generation is firmly identified with the asset blend and the portion of unyielding baseload generation plants of the given nation (for example atomic and coal-fired power plants), since under such conditions all things considered, just a couple of firms with adaptable gas or oil generation plants (increasingly adaptable to react to cost signals) contend in the edge of stockpile, setting the cost. These auxiliary issues ought to be managed before presenting discount rivalry; for example, by methods for powerful level partition of generation resources.

In addition, a sufficient edge among market interest for power generation capacity is expected to make rivalry significant. There must be adequate firms with extra capacity to contend by expanding yield (Diaconu, Oprescu, and Pittman, 2009; S. Littlechild, 2000, p. 19; Pittman, 2014, pp. 161–163). On the off chance that the electricity market is tight, it pursues that practically all accessible capacity will consistently be required, lessening any extension for rivalry among providers. As indicated by the research, a save edge that falls underneath 10 percent, could be relied upon to prompt unpredictable discount markets and significant expenses regardless of whether the real market structure is genuinely focused (D. Newbery, 2002, p. 6). In this way, nations confronting genuine inventory sufficiency issues – which again represents numerous in the creating scene – should address the absence of investment in new generation capacity before thinking about the presentation of discount rivalry.

Focused power markets should be supported by aggressive fuel markets in nations dependent on warm power generation. Progression of fuel markets is a basic prerequisite for the improvement of rivalry among power generators. In many creating nations, fuel markets are firmly controlled under state-owned imposing business models that normally produce a constrained scope of fuel items under unbendingly controlled costs, and battle to meet in any event, existing degrees of household request. Rivalry might be constrained by concerns with respect to oppressive conduct from fuel providers identified with electricity generators, especially between state-owned fuel providers and state-owned generators. Fuel accessibility at focused costs, together with assorted variety in fuel supply sources, are required for upgrading discount rivalry and encouraging passage of new contenders with productive creating plants (J. E. Besant-Jones, 2006, p. 77; J. Besant-Jones and Tenenbaum, 2001).

Transmission bottlenecks can make market power in generation even in enormous power systems with obviously focused market structures. Nations must guarantee that a well-functioning transmission network is set up at the hour of change. Considering the little portion of transmission in absolute system costs, guarantee that the matrix bolsters the change through its underlying years. Network blockage, barriers to access and vertical reconciliation can prompt market power and breaking point rivalry and new section (Jamashb, 2006, p. 25). Genuine transmission bottlenecks should be reduced before setting up discount rivalry. Transmission capacity upgrades effectiveness and dependability of the electricity supply by permitting a superior usage of assets, and furthermore restricts the degree of neighborhood market power abuse by generators protected from the remainder of the market by transmission requirements (in any event in certain hours). The effect of transmission bottlenecks in markets opened to discount rivalry has demonstrated to be critical both in created and creating nations (Hugh Rudnick, Araneda, and Mocarquer, 2009; Ryan, 2014; Wolak, 2003a).

Third, nation foundations and administration comprise another significant precondition assuming a significant job in the achievement of electricity changes and discount power markets<sup>11</sup> (Jamashb, Mota, Newbery, and Pollitt, 2005). The investment atmosphere of the nation is vigorously impacted by the institutional condition. In many creating nations, electricity changes happen inside institutional settings that are described by flimsy political systems, interventionist governments, and misty enactment on property rights, absence of legal freedom and validity, and defilement developing exact proof backings the significance

of building up proper institutional and administrative system in accordance with the institutional enrichment of the nation (Jamashb, 2006, p. 23). In any case, cautious plan and usage of changes is required even under positive institutional conditions, as appeared by the California electricity emergency.

Power markets require the lawful framework for contest goals in a fast, reasonable, and skillful way. This implies there ought to be instruments to uphold court choices and property rights through courts and mediation (J. E. Besant-Jones, 2006, p. 77). Foundation of valid question goals and request systems can lessen the danger of administrative taking and make up for the absence of an autonomous legal executive. For example, in Bolivia and Chile, another authority was set up to determination the debates among controllers and companies (Jamashb, 2006).

A sound administrative system will decrease hazard observations, pull in investment and hold financing costs down. Household capital markets are too undeveloped to even consider replacing outside fund or to give a market evaluation of execution by power providers and controllers. Consequently, creating nations ought to abstain from giving view of extreme hazard in their power divisions to remote financial specialists in the worldwide challenge for account. For example, assurance against significant vulnerability in the guideline of duties and permitting is expected to draw in private speculators during the period following changes until a decent record has been set up by the legislature and the new controller. This necessitates administrative powers over electricity costs, for example, be restricted to applying principles and guidelines set down in auxiliary enactment for a particular period following privatization of distribution and supply. This methodology can be executed without undermining the long-term administrative system by giving vesting agreements to the new distribution companies for a constrained period (around 5 years), during which certain controlled factors are determined (Bacon and Besant-Jones, 2002, p. 14).

At long last, discount market changes and their results are formed by the general macroeconomic, political and social condition. Macroeconomic, political and social conditions can't be isolated from the examination of the underlying structure of change, its maintainability and ensuing adjustments or even inversions over from discount rivalry. The involvement in most East European and Former Soviet Union nations obviously shows that it is very hard to do auxiliary changes of the segment and draw in private financial specialists during states of monetary disturbance (Venkataraman Krishnaswamy and Stuggins, 2003, p.

7). In Ukraine, for example, rehashed endeavors to revive the spot generation market have fizzled since 1996, and most generation exchanges were masterminded on a specially appointed respective premise among generators and wholesalers or last buyers by 2007 (Maurer et al., 2007, p. 69; Pittman, 2015). The instances of Argentina (M. Pollitt, 2009) and Pakistan (Kessides, 2013) additionally delineate the effect of the macroeconomic, political and social condition on the structure, usage and results of electricity part changes. Nigeria has additionally as of late set out on the way towards a discount electricity market and positively offers the imperative size of power system. Notwithstanding, the nation's power segment remains assailed by numerous other central issues, including capacity deficiencies, administration issues, installment security issues, and operational wasteful aspects that should be tended to before a successful power market can be conceived (Gatugel Usman, Abbasoglu, Tekbiyik Ersoy, and Fahrioglu, 2015).

### **3.5 ROLE OF REGIONAL POWER MARKETS**

Provincial incorporation of electricity markets is a developing pattern among creating nations with huge potential advantages. Such markets are being created in Southern and West Africa, Central America and the South Asia area. Provincial markets are at different phases of advancement, however normally develop from two-sided contracts, (for example, the West Africa Power Pool □ WAPP) towards composed power pools, (for example, the Central American Power Market – SIEPAC). Monetary examinations propose that the advantages of cross□border power trades can be considerable, including exchange among high and low□cost wellsprings of electricity in neighboring nations, advancing the utilization of existing assets, and improving stockpile ampleness, among others (Raineri et al., 2013).

Provincial power markets may give a chance to littler nations to appreciate a portion of the advantages of power exchange, as long as different conditions are met. For nations whose power systems are too little to even think about meeting the essential auxiliary preconditions for a household discount power market soon, taking an interest in a territorial market can bring various comparative advantages, including aggressive value flag, and sharing of save edges. In South Asia, for example, Nepal is progressively engaged with exchanging power into the Indian discount power market. In West Africa, various littler economies profit by bringing in power from bigger neighboring systems. By the by, to take part successfully in a territorial power market, it is as yet pertinent to guarantee that the power segment is financially strong and reliable to embrace cross□border exchanging exchanges.

A few institutional and market configuration provokes should be tended to so as to misuse the advantages of provincial joining in creating nations. Difficulties and exercises identified with discount power markets plan and usage are examined straightaway, drawing intensely from (Oseni and Pollitt, 2016). Issues identified with guideline and political economy isn't created inside and out here.

Initial, a more extensive pre-commitment to organized commerce is a fundamental essential for local joining of electricity markets to be fruitful (Oseni and Pollitt, 2016, pp. 633–4). It isn't evident that electricity can be exchanged effectively without an earlier pledge to the making of a facilitated commerce region, despite the extra parallel exchanging game plans expected to help electricity exchange.

Second, satisfactory transmission capacity is required, capacity empowered by global understandings for growing transmission. For example, WAPP has not developed from respective exchanging to a sorted out power pool, while SAPP and MER's absence of transmission capacity has constrained the importance of the relating power pools. Note that satisfactory transmission capacity is required in interconnections and furthermore inside the power system of every nation.

Third, attainable specialized and financial advantages should clearly exist for exchange to happen. Unmistakably, there must be a value differential between the potential gatherings to the exchange. Different contemplations, for example, the change of electricity costs (which may increment for the exporter while diminishing for the merchant), just as the modification of variables of creation, decide the potential advantages of worldwide trade.<sup>20</sup> Thus, the feasibility (or something else) of a universal power pool ought to be surveyed ahead of time by a cautious cost-benefit investigation.

Fourth, solid, proficient and free organizations are expected to guarantee successful working of electricity markets, in spite of the fact that these are not carefully required for global exchange. Both a cross fringe administrative organization and a productive administrator answerable for organization of a coordinated power pool improve the working of territorial markets (Oseni and Pollitt, 2016, p. 635). An incorporated power pool is required for arranging exchanging needs just as a productive market administrator who can regulate and authorize the exercises of market members so as to anticipate ruthless evaluating, non-disclosure of capacity, and different types of raucous conduct. Also, outer administrative oversight is advantageous. For example, establishments of rivalry strategy authorization over

a facilitated commerce zone are redundant but rather go about as controller of mergers and market power in cross jurisdictional power pools. As in some other electricity market, institutional plans and market configuration issues need consideration in local electricity markets.

At long last, provincial electricity markets should advance from few nations towards progressively focused discount courses of action, guided by an unmistakable time bound guide (Oseni and Pollitt, 2016, p. 636). The most coordinated markets are those that have developed naturally as opposed to those that intentionally began with countless locales. Beginning little implies that enormous increases from exchanging can be shown and that new gatherings readily select in to a current working game plan. This would appear to offer increasingly possibility of relentless profound advancement, as opposed to delayed starting improvement periods and dainty exchanging. Natural and quick development of the market necessitates that members create and keep a timetable with clear objectives and subtleties of the systems or procedures required. As far as market plan, the territorial electricity market ought to advance towards the utilization of day-ahead markets and/or real-time markets, which encourages more exchange and more noteworthy market proficiency.

### **3.6 STAGES ON THE PATH TO WHOLESALE POWER MARKETS**

Given the requesting requirements for discount power markets, many creating nations wind up at the middle of the road arrange with the Single Buyer Model. In an unadulterated single-buyer model just the current incorporated syndication in any zone is allowed to purchase power from various contending generators and additionally Independent Power Producers. IPPs may just sell at managed costs to the current utilities, which still have a total restraining infrastructure over every last client (Hunt, 2002). In creating nations, IPPs have commonly offered their yield to the state-owned single purchaser based on a long-term PPA with a state-backed ensure for the off-taking utility's exhibition. Under this market structure, rivalry may happen for the market through offering of IPPs, and inside the market as various generators contend to offer to the single purchaser.

The Single-Buyer Model is considered by some to be a second best to exhaustive rebuilding, which takes into account steady progress towards completely discount aggressive markets (Vagliasindi and Besant-Jones, 2013). The Single Buyer Model, 22 the contention goes, is a moderately simple to execute break market structure between vertically coordinated imposing business model and discount rivalry. In a change methodology from imposing business model



to discount rivalry the Single Buyer Model could help dispatch the change procedure by demonstrating the advantages of private investment and the board. The most significant of those advantages is the mitigation of inventory deficiencies by methods for acquainting IPPs with an industry with restricted financing abilities. Turkey gives one example of a progress from single-buyer market to a discount focused market (Vagliasindi and Besant-Jones, 2013).

Notwithstanding, background of creating nations with the Single Buyer Model demonstrates that structure and execution disappointments convey dangers for power part results. It has been contended that the Single Buyer Model "has significant burdens in creating nations: it welcomes debasement, debilitates installment discipline, and forces enormous unforeseen liabilities on the administration" (Lovei, 2000).

Moreover, Single Buyer Model markets have frequently depended on long-term unyielding PPAs which prevent the development of rivalry and lower the general proficiency of the power generation segment. Then again, cautious structure has been said to moderate issues, for example, unbendable legally binding courses of action, straightforwardness and defilement, in Single Buyer Model markets (Arizu, Gencer, and Maurer, 2006). All things considered, Single Buyer Model dangers may not be avoidable by changing electricity markets, as such a large number of nations do not have the fundamental preconditions to make that a conceivable arrangement (D. Newbery, 2002, p. 31).

In spite of the on-going banter on the single purchaser model, these half and half or between time game plans will remain far reaching in creating nations in any event for a long time to come. In view of the rare accessible research, contradiction appears to continue with respect to the focal points and structure components for receiving the Single Buyer Model as a procedure for improving power part execution. All things considered, the Single Buyer Model has been received in many creating nations, for the most part in Asia (India, Pakistan, and Indonesia, among others) and Africa. Especially in Africa, half breed generation markets comprising of state-owned utilities and IPPs are relied upon to be around in any event for years to come (Malgas and Eberhard, 2011). Starting at 2015, around 40 percent of creating nations had received some type of the Single Buyer Model. In about portion of these cases, the officeholder utility remained vertically coordinated with certain interests in generation, while in the other a large portion of, the occupant utility was completely stripped from generation exercises (Foster et al., 2017).

## CHAPTER 4

### RESEARH METHODOLOGY

#### 4.1 INTRODUCTION

A methodology to assess the power supply capacity of distribution network utilizing the movement examples of surveys from 2013 and 2018, separately. The technique proposed figures the normal qualities and the power energy distribution, and demonstrates that since the standard deviations are enormous contrasted with the normal qualities, the energy distribution can't be decisively anticipated. Be that as it may, the results can be used to evaluate the general power supply distribution which gauges the extra interest of reproductions.

The qualitative research performed on electrical heap of this gathering at every hour of the day can be demonstrated by an ordinary distribution to streamline the estimation systems of power distribution starter results of an overview are taken. This quantitate research got some fascinating results having charging foundations at their homes without motivating forces or approaches to control charging conduct, power request will probably crest at around in local locations and business zones.

#### 4.2 SOURCES OF DATA

Although the study represents "Study on analyzing the interaction between market transactions and power supply capacity of distribution network "power sector utilizes less electrical energy mechanical high energy consumer, with common pinnacle heaps of tens to many critical effect on the power system. The information collected as most huge power industry distribution have supervisory control and information obtaining systems, the execution in industry is a lot more straightforward than in customary power systems.

The primary information works around there, for example, evaluates the possibility to discover the power supply capacity in industry. The enormous bit of the power and commonly have a comparative energy utilization design. The secondary information collected from the fundamental wellspring of power distribution, usage simpler in market transactions.

### 4.3 SAMPLING

The power supply capacity in India is assessed by drawing irregular sampling technique. The present methodology accommodates a stratified multistage irregular sampling technique with the size of the distribution in each zone as a first stratum, obstructs inside the power supply as a sampling framework. In this sampling framework, the essential strata of the populace are the types of power supply capacity and size of the property distribution network.

As the sampling size taken dependent on the parameters, the whole distribution network is enrolled for the example review accomplished for marketing. Notwithstanding, considering the labor requirements, the present sampling is limited to the main stage sampling of power supply managers. An aggregate of 100 Samples were fixed as test size. So as to keep up the proportionality of distribution network, the samples in each were drawn the Probability criteria, which, in the event that various zones and holding size of distribution.

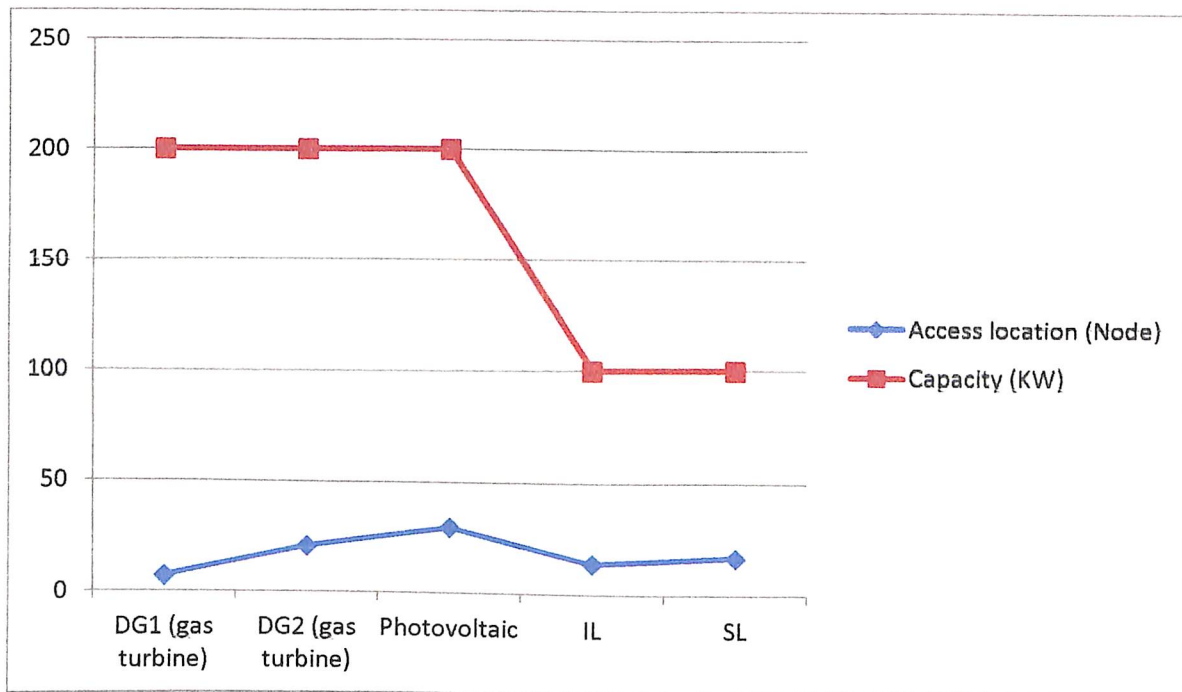
## CHAPTER 5

### DATA ANALYSIS AND INTERPRETATION

**Table 5.1: Load parameters of the power sales company**

Access type	Access location	Capacity
DG1 (gas turbine)	Node 7	200k W
DG2 (gas turbine)	Node 21	200k W
Photovoltaic	Node 30	200k W
IL	Node 14	100k W
SL	Node 17	100k W

**Chart 5.1: Load parameters of the power sales company**

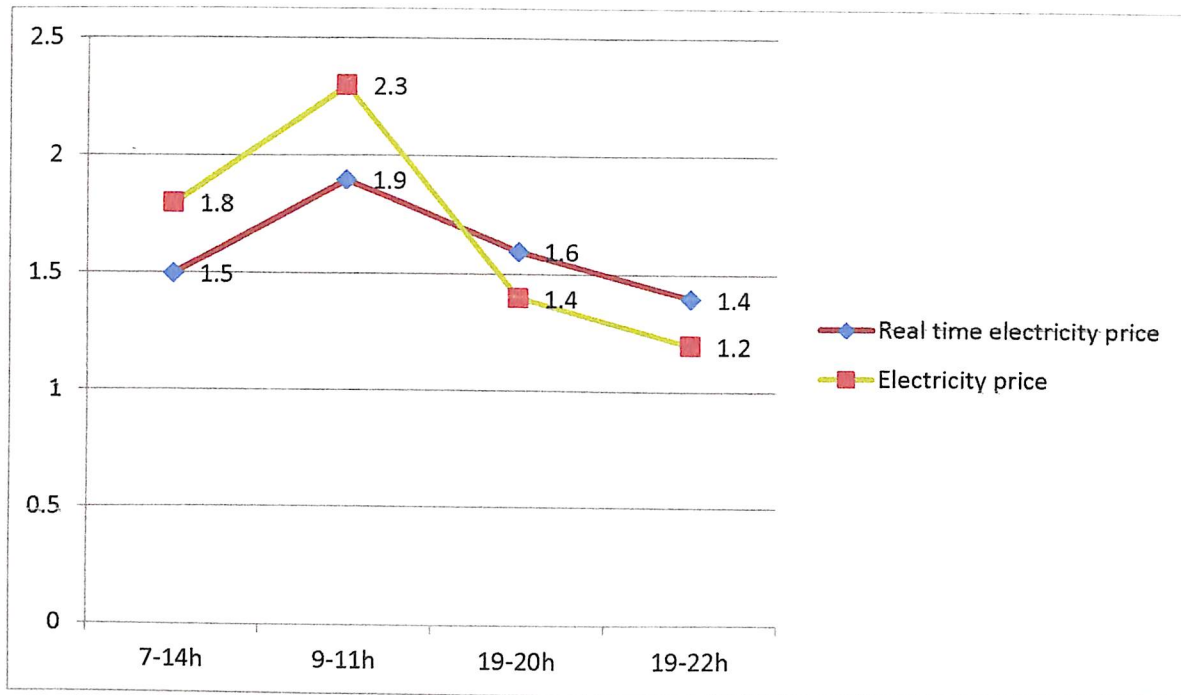


It is interpreted that the load parameters of the power sale company based on the DG1 (gas turbine and DG2 has node location 7 & 21 with 200 kW, photovoltaic with node 30 with 200kw IL with node 14 with 100 kW and SL with node 17 with 100kw

**Table 5.2: Electrical price in market by the power sector companies**

Operations with time	Real time electricity price	Electricity price
7-14h	1.5	1.8
9-11h	1.9	2.3
19-20h	1.6	1.4
19-22h	1.4	1.2

**Table 5.2: Electrical price in market by the power sector companies**

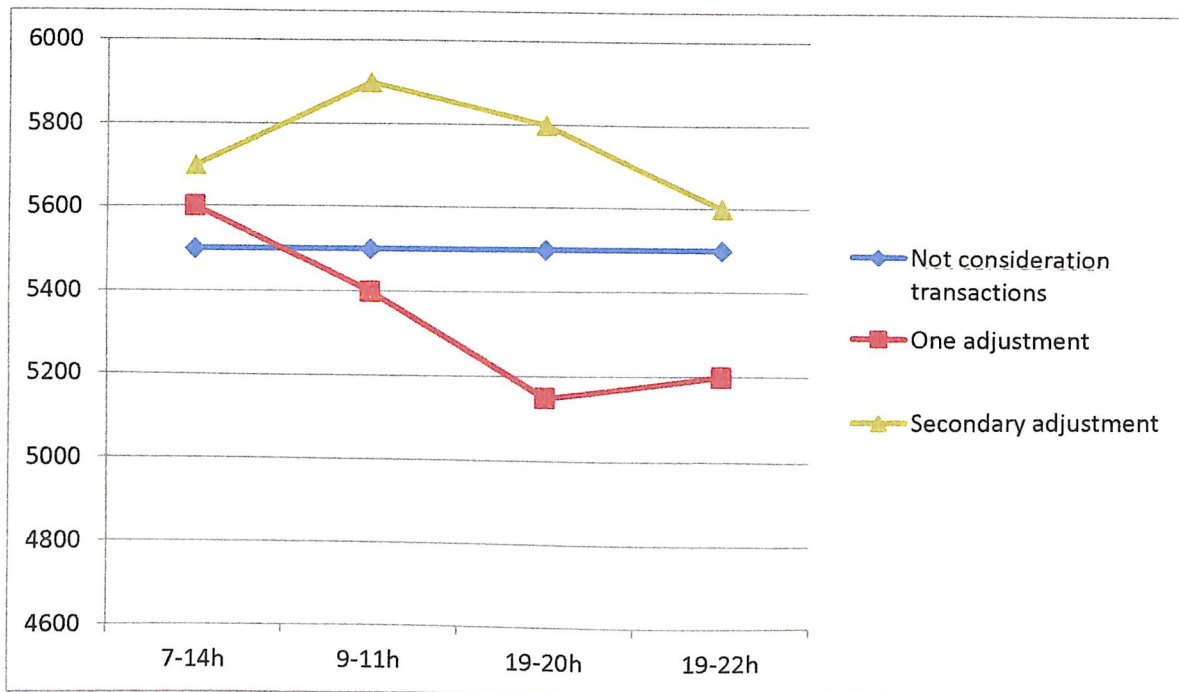


It is interpreted that the price may vary based on the DG1 and DG2 with the hours from the real time electricity price from the hours 7 to 11 and 14 from 1.5 to 2.3 points and 19 and between 20 to 22h the price varies from real and normal electricity price based on it varies from 1.6 to 1.4 points and fall down towards 1.2 points

**Table 5.3: Controllable output load reduction**

Operations	Not consideration transactions	One adjustment	Secondary adjustment
7-14h	5500 (Psc/Kw)	5600 (Psc/Kw)	5700 (Psc/Kw)
9-11h	5500 (Psc/Kw)	5400 (Psc/Kw)	5900 (Psc/Kw)
19-20h	5500 (Psc/Kw)	5150 (Psc/Kw)	5800 (Psc/Kw)
19-22h	5500 (Psc/Kw)	5200 (Psc/Kw)	5600 (Psc/Kw)

**Chart 5.3: Controllable output load reduction**

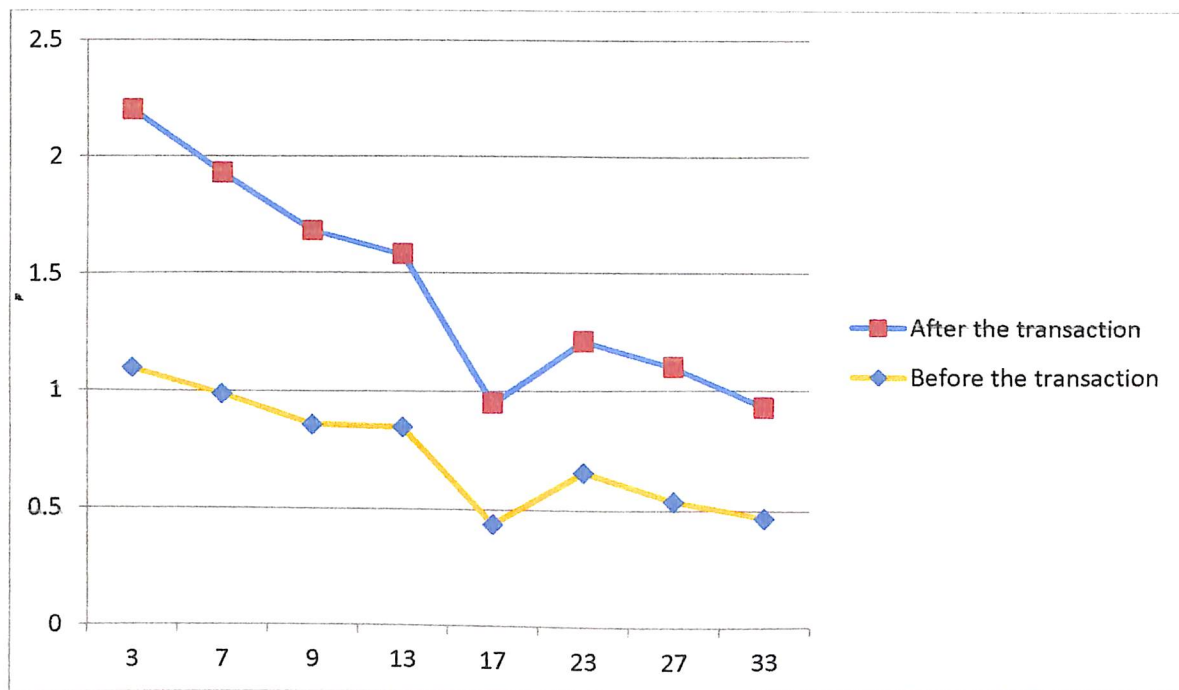


It is interpreted that the controllable output load reduction based on the not consideration transaction has the constant with 5500 (Psc/Kw), one adjustment varies from 5600-5150 (Psc/Kw) and in secondary adjustment having risen from 5700-5600 (Psc/Kw) and it nearly has the load rise and flow of the output

**Table 5.4: Line load rate before and after transaction**

Node	Before the transaction	After the transaction
3	1.1	1.1
7	0.99	0.94
9	0.86	0.82
13	0.85	0.73
17	0.44	0.51
23	0.66	0.55
27	0.54	0.56
33	0.47	0.46

**Chart 5.4: Line load rate before and after transaction**

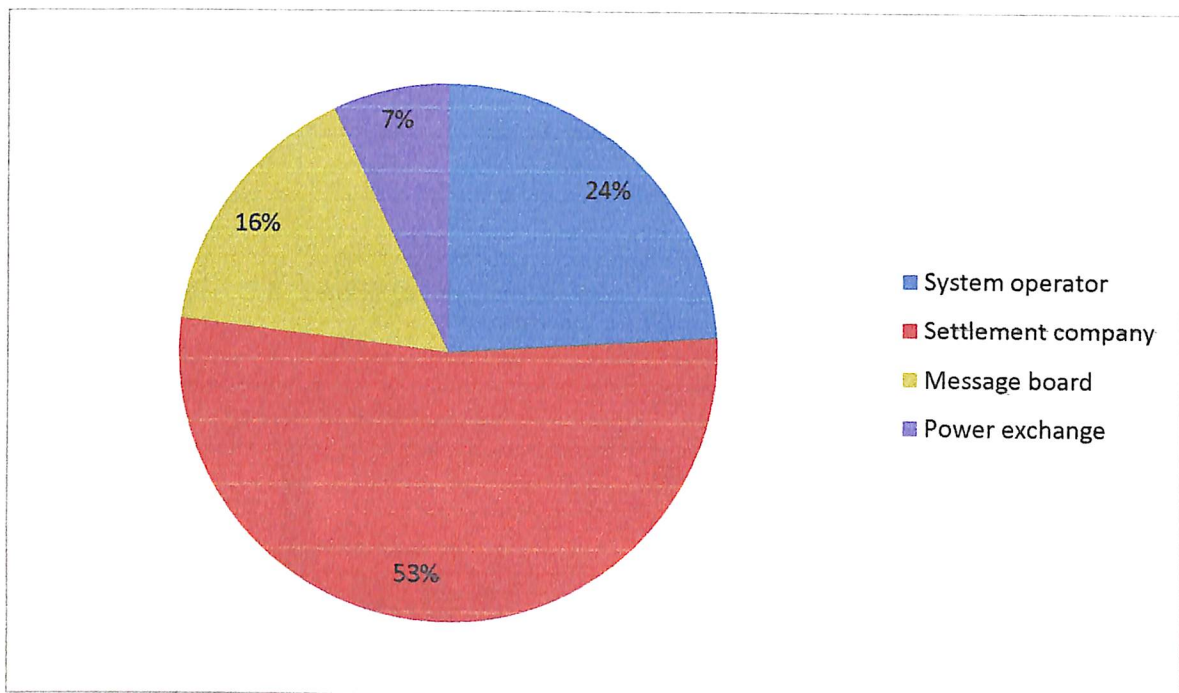


It is interpreted that the line load rate before and after transaction can be quite different. The current line is 20 times earlier the limit to be exceeded with the limits for the distribution network of PSC. When the transaction of the load improves the distribution is balanced

**Table 5.5: Short term electricity market interacting agents**

Operations	Percentage
System operator	24%
Settlement company	53%
Message board	16%
Power exchange	7%
Total	100%

**Chart 5.5: Short term electricity market interacting agents**



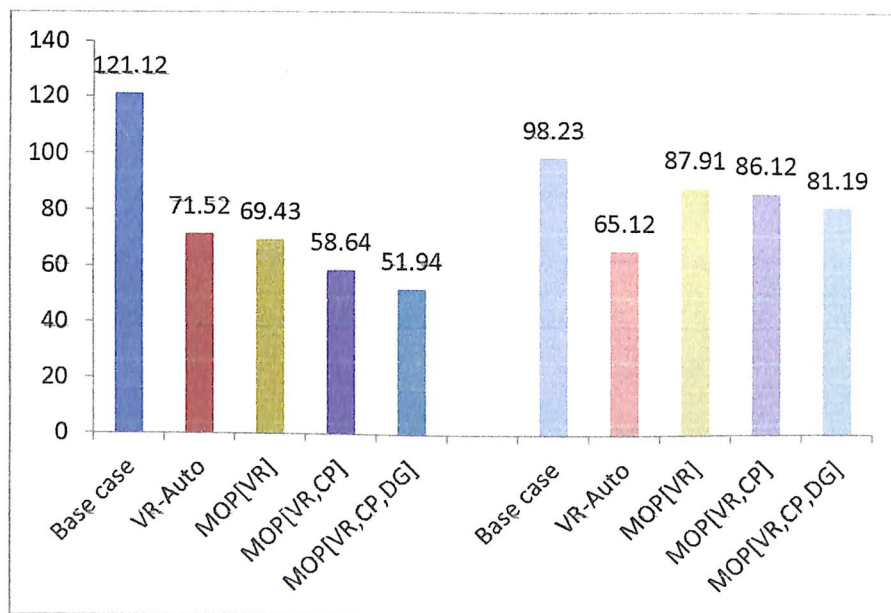
It is interpreted that 53% Settlement Company has the Short term electricity market interacting agents, with 24% system operator, 16% message board and 7% power exchange are the short-term electricity market



**Table 5.6: Intelligent control systems used by the distribution networks**

Operations	Variables	Points
VUI	Base case	121.12
	VR-Auto	71.52
	MOP[VR]	69.43
	MOP[VR,CP]	58.64
	MOP[VR,CP,DG]	51.94
P_Loss	Base case	98.23
	VR-Auto	65.12
	MOP[VR]	87.91
	MOP[VR,CP]	86.12
	MOP[VR,CP,DG]	81.19

**Chart 5.6: Intelligent control systems used by the distribution networks**



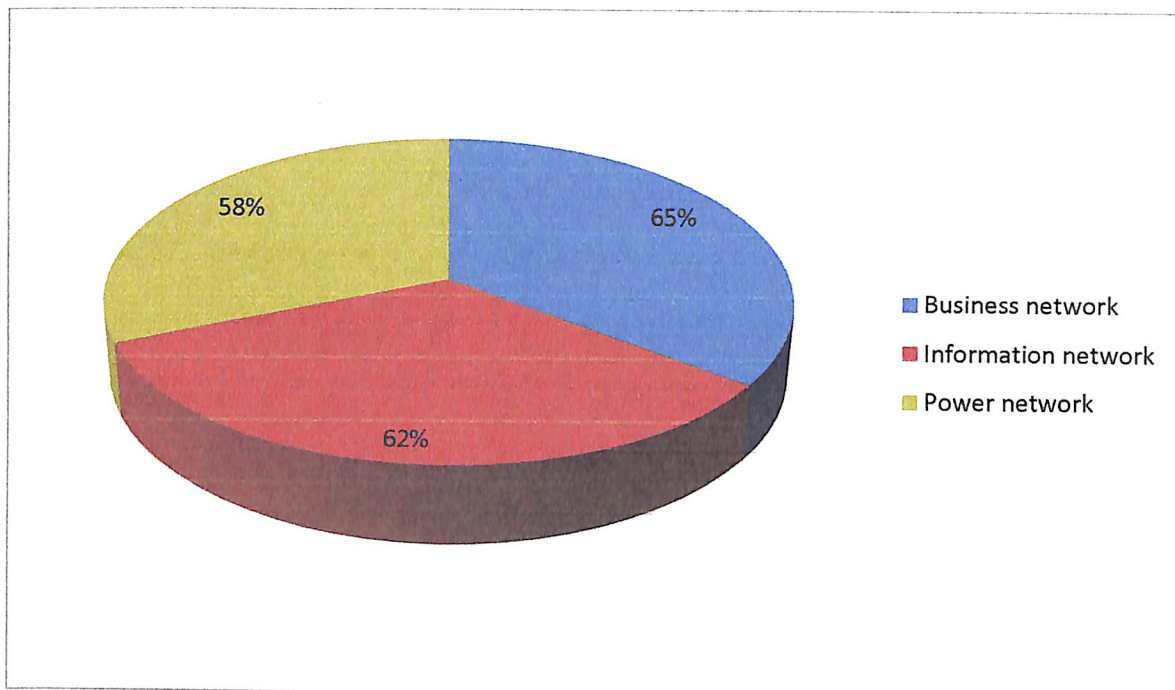
**INTERPRETATION**

With the utilization of intelligent electronic devices inside the substation and at other remote areas on the network, voltage control in distribution networks is quick turning into a reality. For example remote and nearby control at the substation is conceivable utilizing IEDs for on-load tap changer control activities utilizing IEC 61850 standard.

**Table 5.7: Distribution network of energy trading**

Options	Percentage
Business network	65%
Information network	62%
Power network	58%
Total	185%

**Chart 5.7: Distribution network of energy trading**

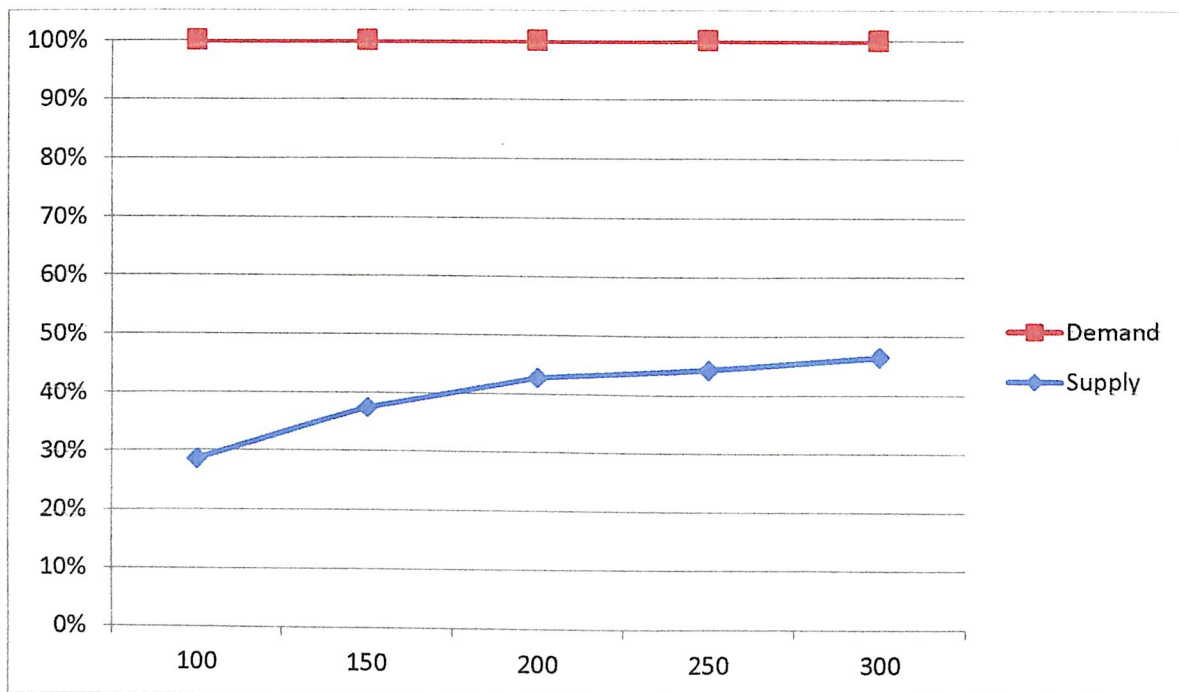


It is interpreted that 65% with the business network the distribution of energy trading going on and next is 65% information network and last is 58% power network the energy trading follows in it

**Table 5.8: Demand of market transaction in power supply capacity**

KW	Supply	Demand
100	4	10
150	6	10
200	7.5	10
250	8	10
300	8.7	10

**Chart 5.8: Demand of market transaction in power supply capacity**



It is interpreted that the demand rises based on the KW spending from supply from the units rising from 100 to 300Kw were the demand is normal upto 10 units and the supply rises based on the market transaction

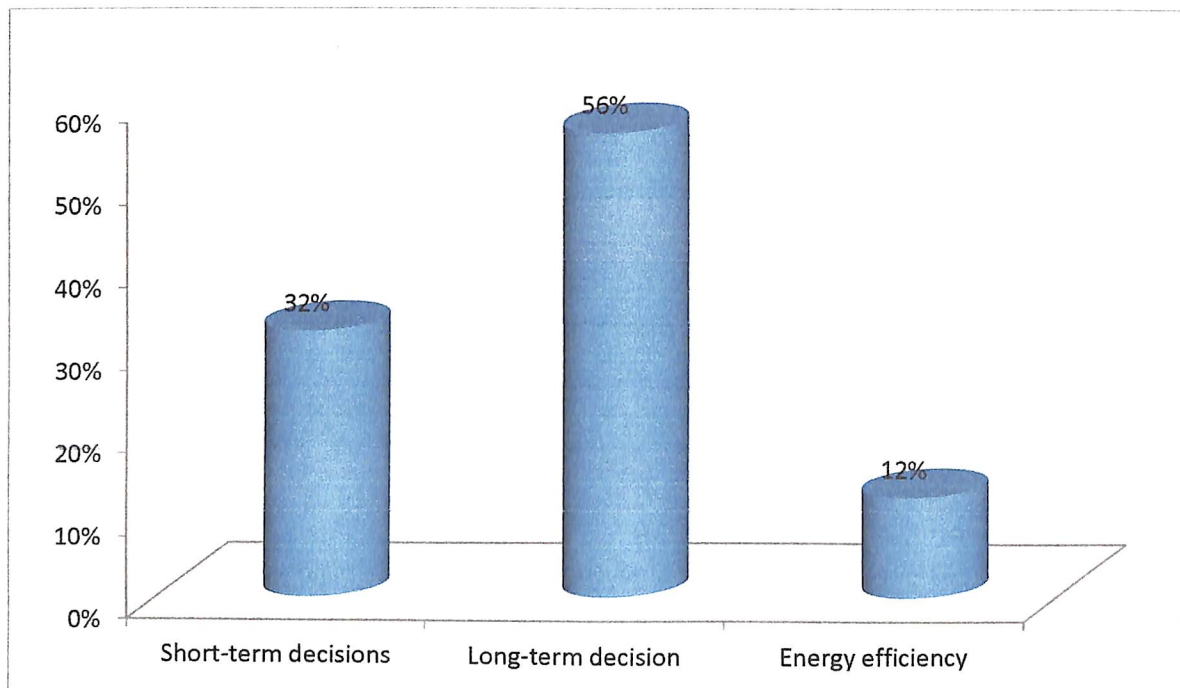
**Table 5.9: Analyzing the market transaction and distribution of power supply**

<b>Particulars</b>	<b>2013-14</b>	<b>2014-15</b>	<b>2015-16</b>	<b>2016-17</b>	<b>2017-18</b>
Energy Sold (MU)	3,22,210	3,92,341	4,28,728	5,26,271	6,28,301
Energy Sold/ Energy Available (percent)	66.10	65.42	73.18	75.11	77.29
Sales Revenue (Rs.00crore)	1142	1174	1322	1594	1784
Commercial Loss (Rs.00crore)	217	284	339	417	382
Average cost of supply (Paise/Kwh)	371	392	416	437	434
Average tariff (Paise/Kwh)	293	311	317	331	349

**Table 5.10: Behaviour of the power supply capacity in distribution network**

Options	Percentage
Short-term decisions	32%
Long-term decision	56%
Energy efficiency	12%
Total	100%

**Chart 5.10: Behaviour of the power supply capacity in distribution network**



It is interpreted that 56% long-term decision, 32% short-term decision and 12% energy efficiency are the behaviour of the power supply capacity in distribution network found the behaviour of the end user

**Table 5.11: Potential growth in power supply and distribution network**

<b>Power and Energy Sub-Sector</b>	<b>Share of Infrastructure Spending</b>	
Generation	36.1%	
Distribution	24.6%	
Environment	14.5%	
Transmission	11.8%	
Other (Including Gas)	14.8%	
<b>Total</b>	<b>101.8%</b>	
<b>Distribution</b>		
<b>Year</b>	<b>Employees</b>	<b>Revenue (Billions)</b>
2007	342	260
2010	280	274
2017	187	280
<b>Transmission</b>		
<b>Year</b>	<b>Employees</b>	<b>Revenue (Billions)</b>
2007	4004	3571
2010	12470	14726
2017	9782	8470

## CHAPTER 6

### CONCLUSION

The clearance of power deal company transactions changed the distribution of line flows and certainly affected the distribution network. At this stage, there are not many investigations on the effect of market transactions. This research improved by setting up a two-layer model of the distribution network considering the exchange of the power deal company. The outcomes demonstrate that the two changes of the heap by the power sales company joined with the market exchange can advance the improvement of the distribution network.

Because of the presence of premium challenge among the power-selling companies, the game between the power-selling companies will influence the market transactions and the client's interest reaction. Hence, it is significant to investigate the effect of the game between the power sales companies on the distribution network in consequent researches.

This research explains on the standards of different adaptability purchasers concentrated on characterizing administrations, contracts, market timelines and activity calculations. The proposed exchanging stage is commonly intended to be versatile, versatile and adaptable so as to suit the various conditions and guidelines. The research digs into the complexities of working a neighborhood adaptability market related to discount markets and stipulates the standards for arranging and working.

Specifically, the interactions between consumers have been illustrated to various features of adaptability related exchange, and a large portion of the related specialized angles including improvement issues required for the aggregator tasks. Another research taken with the market financial productivity for every included partner and questions could depend and broke down with the objective discourse dependent on the title of the research.

## BIBLIOGRAPHY

1. Bouffard F, Kirschen DS. Centralised and distributed electricity systems. *Energy Policy* 2008;36(12):4504–8.
2. Scott J. Distributed generation: embrace the change. *Power Eng IEE* 2004;2:12–3.
3. Strbac G. Demand side management: benefits and challenges. *Energy Policy* 2008;36(12):4419–26.
4. Short TA. *Distribution reliability and power quality*. CRC Press; 2005.
5. Schienbein LA, DeSteele JG. *Distributed energy resources, power quality and reliability- Background*, Tech. rep., Pacific Northwest National Laboratory (2002).
6. Denholm P, Ela E, Kirby B, Milligan M. *The role of energy storage with renewable electricity generation*, Tech. rep., National Renewable Energy Laboratory (NREL) (2010).
7. Hammons TJ. Integrating renewable energy sources into European grids. *Int J Electr Power Energy Syst* 2008;30(8):462–75.
8. Carrasco JM, Franquelo LG, Bialasiewicz JT, Galván E, PortilloGuisado RC, Prats MAM, et al. Power-electronic systems for the grid integration of renewable energy sources: a survey. *IEEE Trans Ind Electron* 2006;53(4):1002–16.
9. Sedghi M, Aliakbar-Golkar M, Haghifam M-R. Distribution network expansion considering distributed generation and storage units using modified PSO algorithm. *Int J Electr Power Energy Syst* 2013;52:221–30.
10. Carrano EG, Guimarães FG, Takahashi RHC, Neto OM, Campelo F. Electric distribution network expansion under load-evolution uncertainty using an immune system inspired algorithm. *IEEE Trans Power Syst* 2007;22(2):851–61.
11. Zubo RH, Mokryani G, Rajamani H-S, Aghaei J, Niknam T, Pillai P. Operation and planning of distribution networks with integration of renewable distributed generators considering uncertainties: a review. *Renew Sustain Energy Rev* 2017;72:1177–98.
12. Amin SM, Gellings CW. *The North American power delivery system: balancing market restructuring and environmental economics with infrastructure security*. *Energy* 2006;31(6–7):967–99.
13. Ghiassi-Farrokhfal Y, Rosenberg C, Keshav S, Adjaho M-B. Joint optimal design and operation of hybrid energy storage systems. *IEEE J Sel Areas Commun* 2016;34(3):639–50.



14. Koochi-Kamali S, Tyagi VV, Rahim NA, Panwar NL, Mokhlis H. Emergence of energy storage technologies as the solution for reliable operation of smart power systems: a review. *Renew Sustain Energy Rev* 2013;25:135–65.
15. Mahlia TMI, Saktisahdan TJ, Jannifar A, Hasan MH, Matseelar HSC. A review of available methods and development on energy storage; technology update. *Renew Sustain Energy Rev* 2014;33:532–45.
16. Kousksou T, Bruel P, Jamil A, El Rhafiki T, Zeraouli Y. Energy storage: applications and challenges. *Sol Energy Mater Sol Cells* 2014;120:59–80.
17. Farhadi M, Mohammed O. Energy storage technologies for high-power applications. *IEEE Trans Ind Appl* 2016;52(3):1953–61.
18. Lai CS, Jia Y, Lai LL, Xu Z, McCulloch MD, Wong KP. A comprehensive review on large-scale photovoltaic system with applications of electrical energy storage. *Renew Sustain Energy Rev* 2017;78:439–51.
19. Zame KK, Brehm CA, Nitica AT, Richard CL, Schweitzer III GD. Smart grid and energy storage: policy recommendations, *Renew Sustain Energy Rev* 82, 2018, 1646–1654.
20. Chauhan A, Saini R. A review on integrated renewable energy system based power generation for stand-alone applications: configurations, storage options, sizing methodologies and control. *Renew Sustain Energy Rev* 2014;38:99–120.
21. Srivastava AK, Kumar AA, Schulz NN. Impact of distributed generations with energy storage devices on the electric grid. *IEEE Syst J* 2012;6(1):110–7.
22. Bolund B, Bernhoff H, Leijon M. Flywheel energy and power storage systems. *Renew Sustain Energy Rev* 2007;11(2):235–58.
23. Wade NS, Taylor PC, Lang PD, Jones PR. Evaluating the benefits of an electrical energy storage system in a future smart grid. *Energy Policy* 2010;38(11):7180–8.
24. Poullikkas A. Implementation of distributed generation technologies in isolated power systems. *Renew Sustain Energy Rev* 2007;11(1):30–56.
25. Foley A, Leahy P, Li K, McKeogh E, Morrison A. A long-term analysis of pumped hydro storage to firm wind power. *Appl Energy* 2015;137:638–48.
26. Foley A, Lobera ID. Impacts of compressed air energy storage plant on an electricity market with a large renewable energy portfolio. *Energy* 2013;57:85–94.
27. Foley A, Olabi AG. Renewable energy technology developments, trends and policy implications that can underpin the drive for global climate change. *Renew Sustain Energy Rev* 2017;68:1112–4.

28. Das CK, Ehsan MA, Kader MA, Alam MJ, Shafiullah GM. A practical biogas based energy neutral home system for rural communities of Bangladesh. *J Renew Sustain Energy* 2016;8(2):023101.
29. Das BK, Al-Abdeli YM, Kothapalli G. Optimisation of stand-alone hybrid energy systems supplemented by combustion-based prime movers. *Appl Energy* 2017;196:18–33.
30. Das BK, Hoque N, Mandal S, Pal TK, Raihan MA. A techno-economic feasibility of a stand-alone hybrid power generation for remote area application in Bangladesh. *Energy* 2017;134:775–88.
31. Kang C, Zhou T, Chen Q, Wang J, Sun Y, Xia Q, et al. Carbon emission flow from generation to demand: a network-based model. *IEEE Trans Smart Grid* 2015;6(5):2386–94.
32. Atwa YM, El-Saadany EF. Optimal allocation of ESS in distribution systems with a high penetration of wind energy. *IEEE Trans Power Syst* 2010;25(4):1815–22.
33. Muruganatham B, Gnanadass R, Padhy N. Challenges with renewable energy sources and storage in practical distribution systems. *Renew Sustain Energy Rev* 2017;73:125–34.
34. Evans A, Strezov V, Evans TJ. Assessment of utility energy storage options for increased renewable energy penetration. *Renew Sustain Energy Rev* 2012;16(6):4141–7.
35. Li H, Li F, Xu Y, Rizy DT, Kueck JD. Adaptive voltage control with distributed energy resources: algorithm, theoretical analysis, simulation, and field test verification. *IEEE Trans Power Syst* 2010;25(3):1638–47.
36. Poonpun P, Jewell WT. Analysis of the cost per kilowatt hour to store electricity. *IEEE Trans Energy Convers* 2008;23(2):529–34.
37. Hasan NS, Hassan MY, Majid MS, Rahman HA. Review of storage schemes for wind energy systems. *Renew Sustain Energy Rev* 2013;21:237–47.
38. Toledo OM, Oliveira Filho D, Diniz ASAC. Distributed photovoltaic generation and energy storagesystems : a review. *Renew Sustain Energy Rev* 2010;14(1):506–11.
39. Barton JP, Infield DG. Energy storage and its use with intermittent renewable energy. *IEEE Trans Energy Convers* 2004;19(2):441–8.
40. Ho WS, Macchietto S, Lim JS, Hashim H, Muis ZA, Liu WH. Optimal scheduling of energy storage for renewable energy distributed energy generation system. *Renew Sustain Energy Rev* 2016;58(Supplement C):1100–7.